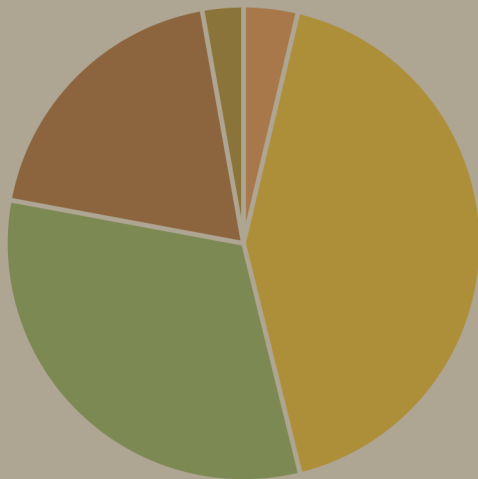
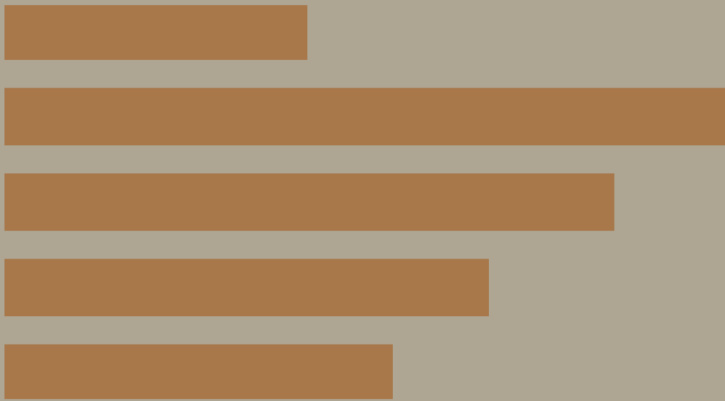


CONFIDENCE IN DEMOCRATIC GOVERNANCE INDEX

Topline Report



CONFIDENCE IN DEMOCRATIC GOVERNANCE INDEX

Topline Report

Content

Introduction	4
Methodology	5
Findings	6
Economic Condition	6
Graph 01: Compared to a year ago how would you describe your current economic condition - National	6
Graph 02: Compared to a year ago how would you describe your current economic condition – By Ethnicity	7
IMF Assistance	7
Graph 03: To what extent do you believe that IMF assistance will enable Sri Lanka to overcome the current economic crisis - National	7
Graph 04: To what extent do you believe that IMF assistance will enable Sri Lanka to overcome the current economic crisis – By Ethnicity	8
Progress since the economic crisis	8
Graph 05: To what extent do you think Sri Lanka has managed to resolve the economic crisis over the past two years - National	8
Graph 06: To what extent do you think Sri Lanka has managed to resolve the economic crisis over the past two years – By Ethnicity	9
Voting for Presidential election	9
Graph 07: If there is a Presidential election next month, will you vote - National	9
Graph 08: If there is a Presidential election next month, will you vote – By Ethnicity	10
Table 01: If there is a Presidential election next month, will you vote – By Age, Sex and Locality	10
Graph 09: Have you already decided which candidate you will vote for - National	10
Graph 10: Have you already decided which candidate you will vote for - By Ethnicity	11
Table 02: Have you already decided which candidate you will vote for - By Age, Sex and Locality	11
Importance of the presidential election outcome in resolving the economic crisis	11
Graph 11: How important do you think the outcome of this presidential election will be in resolving the country's current economic crisis - National	12
Graph 12: How important do you think the outcome of this presidential election will be in resolving the country's current economic crisis - Ethnicity	12
Table 03: How important do you think the outcome of this presidential election will be in resolving the country's current economic crisis - By Age, Sex and Locality	12
Awareness of Government initiated programs	13
Graph 13: Awareness of the programs/ decisions that the government announced/ initiated during the past few months - National	13
Graph 14: Awareness for the programs/ decisions that the government announced/ initiated during the past few months - By Ethnicity	14
Table 04: Awareness for the programs/ decisions that the government announced/ initiated during the past few months – By Age, Sex and Locality.	15

Support for Government initiated programs	15
Graph 15: Support for the programs/ decisions that the government announced/ initiated during the past few months - National	16
Graph 16: Support for the programs/ decisions that the government announced/ initiated during the past few months – By Ethnicity	17
Support for legally designating estate line-houses as villages	18
Graph 17: Addressing the May Day rally in Nuwara-eliya, President said that the estate line-houses will be legally designated as villages. How much do you support for this - National	18
Graph 18: Addressing the May Day rally in Nuwara-eliya, President said that the estate line-houses will be legally designated as villages. How much do you support for this – By Ethnicity	18
Table 05: Addressing the May Day rally in Nuwara-eliya, President said that the estate line-houses will be legally designated as villages. How much do you support for this – By Age, Sex and Locality.	19
Awareness of the policies and programs of the Presidential candidates	19
Graph 19: Awareness of the policies and programs of the Presidential candidates for you to make an informed decision at a Presidential election - National	19
Graph 20: Awareness of the policies and programs of the Presidential candidates for you to make an informed decision at a Presidential election - By Ethnicity	20
Table 06: Awareness of the policies and programs of the Presidential candidates for you to make an informed decision at a Presidential election - By Age, Sex and Locality	20
Trust in the candidate's abilities	21
Graph 21: Out of the three main candidates which candidate do you trust the most to deliver the following? - National	21
Graph 22: Trust the most to resolve the country's Economic crisis - By Ethnicity, Age, Sex and Locality	22
Graph 23: Trust the most to negotiate with the IMF for a better deal to resolve the economic crisis - By Ethnicity, Age, Sex and Locality	23
Graph 24: Trust the most to address the problems of minority communities- By Ethnicity, Age, Sex and Locality	24
Graph 25: Trust the most to bring justice to the victims of the Easter Attack- By Ethnicity, Age, Sex and Locality	25
Graph 26: Trust the most to hold those who are responsible for economic crisis accountable - By Ethnicity, Age, Sex and Locality	26
Graph 27: Trust the most to preserve law and order in the country- By Ethnicity, Age, Sex and Locality	27
Graph 28: Trust the most to address unemployment- By Ethnicity, Age, Sex and Locality	28
Graph 29: Trust the most to uphold the democratic rights of the people- By Ethnicity, Age, Sex and Locality	29
Graph 30: Trust the most to ensure post-war reconciliation and transitional justice - By Ethnicity, Age, Sex and Locality	30
Graph 31: Trust the most to ensure anti-corruption measures- By Ethnicity, Age, Sex and Locality	31
Graph 32: Trust the most to find alternative approaches to economic recovery - By Ethnicity, Age, Sex and Locality	32
Best suited candidate to address the current needs of your family	33
Graph 33: Who do you think is best suited to address the current needs of your immediate family? - National	33
Graph 34: Who do you think is best suited to address the current needs of your immediate family? - By Ethnicity	33
Table 07: Who do you think is best suited to address the current needs of your immediate family? - By Age, Sex and Locality	34

INTRODUCTION

This report is prepared by Social Indicator (SI), survey research arm of the Centre for Policy Alternatives (CPA), on the findings of the 'Confidence in Democratic Governance Index' survey (Wave 6). This island wide survey captures the public perception/opinion on the current situation of the country, in terms of the legitimacy and accountability of the government's conduct, and initiations related to economic reforms, reconciliation, good governance, and democracy. The objective of this survey is to inform the current political debate on the views of the silent majority of the country that underpin Sri Lanka's democratic culture. Thereby, SI-CPA envisages this survey report would contribute to a rich political debate, in the run-up to the presidential election, that is vital for people to make an informed decision at this crucial election.

METHODOLOGY

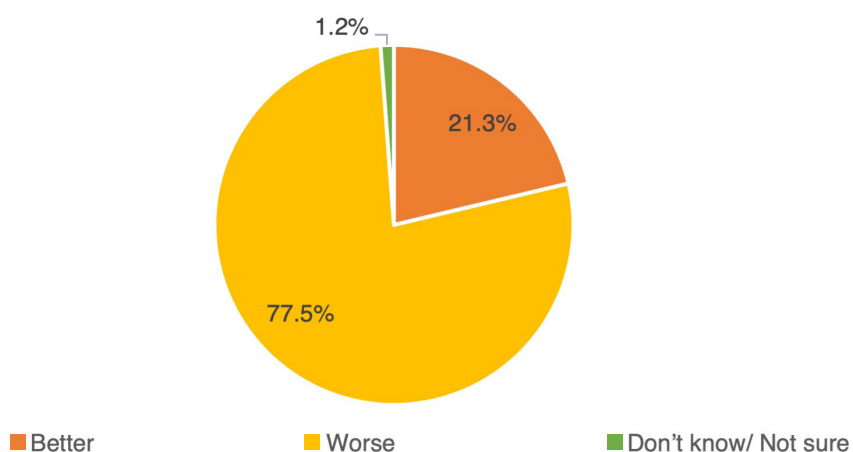
The survey was carried out amongst a random sample of 1352 individuals selected from the four main ethnic communities (Sinhala, Tamil, Malaiyaha Tamil, and Muslim) using a semi-structured questionnaire. The interviews were conducted using face-to-face interview technique and a total of 71 field enumerators (male and female) were employed for the data collection. The sample was selected using a multi-staged stratified random sampling technique in order to capture ethnic and regional diversity of the population. Therefore, the survey captures the opinion of both men and women living in urban and rural localities in all 25 districts. Fieldwork for the survey was carried out from the 1st to the 12th of July 2024. The data set was weighted to reflect the actual district and ethnic proportion of the population and was analyzed using the Statistical Package for Social Sciences (SPSS).

FINDINGS

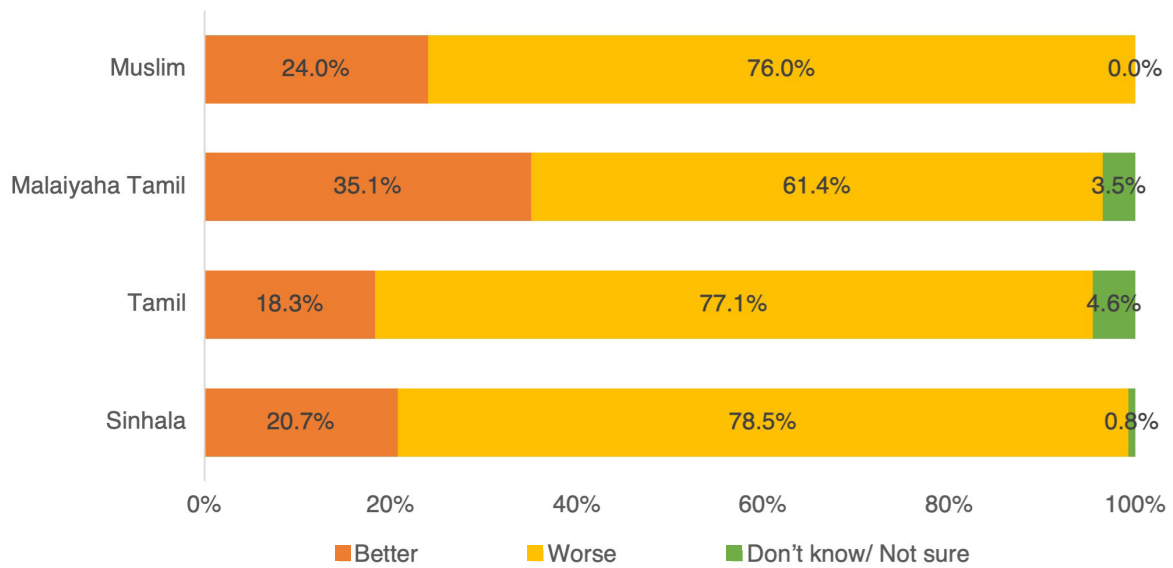
Economic Condition

A majority of the Sri Lankans feels that their current economic condition is worse than how it used to be a year ago. This viewpoint is seen across all key ethnic communities. However, around 35% of the Malayaha Tamil community, whose economic conditions are comparatively low, feels their current economic condition is better than how it used to be a year ago.

Graph 01: Compared to a year ago how would you describe your current economic condition - National



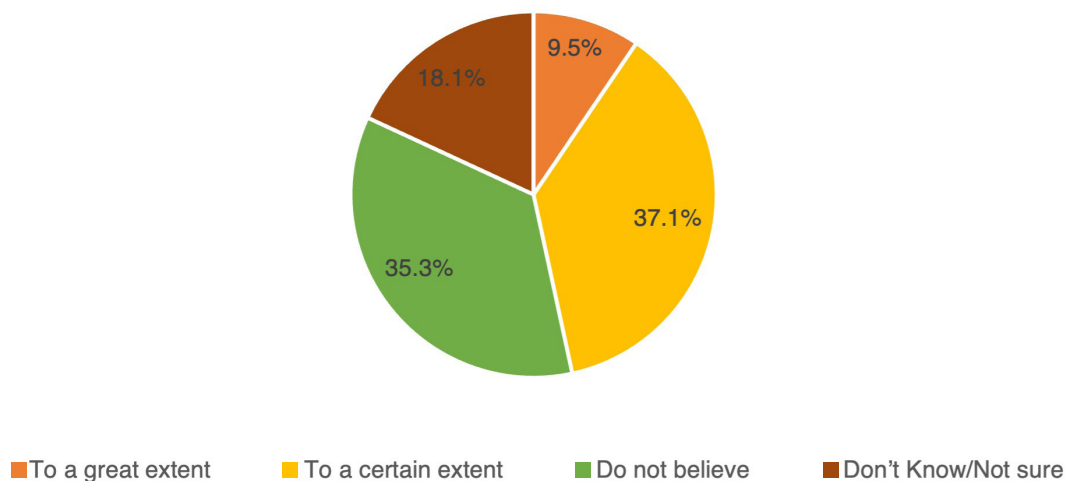
Graph 02: Compared to a year ago how would you describe your current economic condition – By Ethnicity



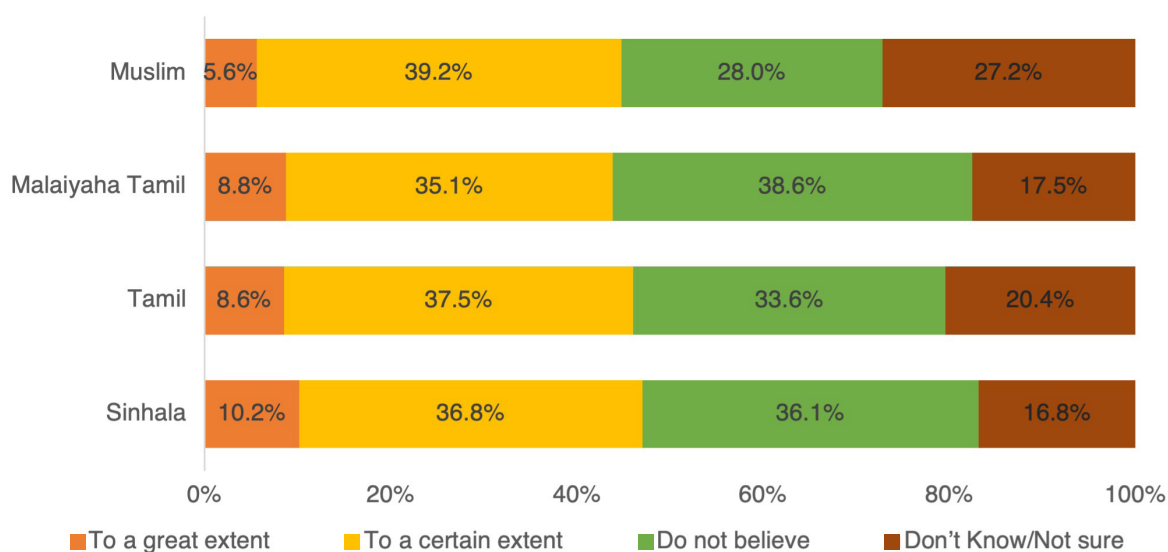
IMF Assistance

Sri Lankans exhibit a divided opinion when asked to what extent they believe that IMF assistance will enable Sri Lanka to overcome the current economic crisis. This opinion is reflected across all key ethnic communities.

Graph 03: To what extent do you believe that IMF assistance will enable Sri Lanka to overcome the current economic crisis - National



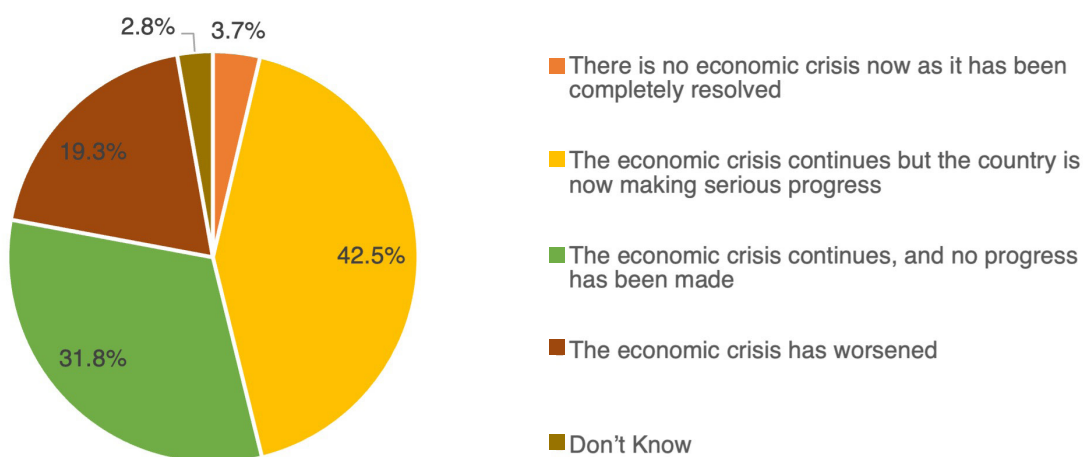
Graph 04: To what extent do you believe that IMF assistance will enable Sri Lanka to overcome the current economic crisis – By Ethnicity



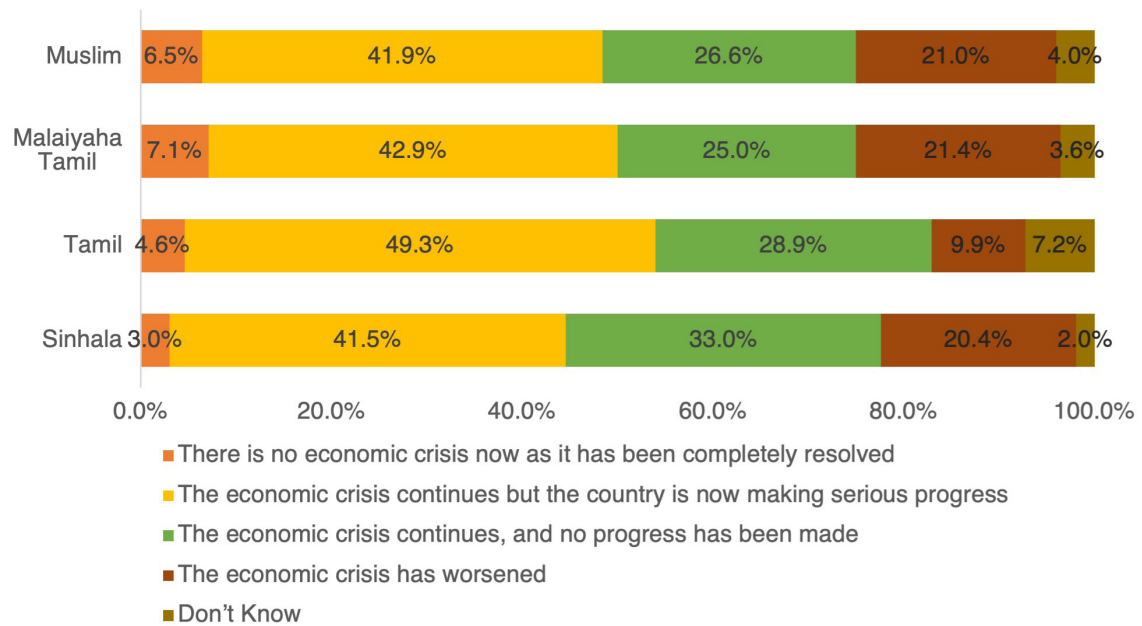
Progress since the economic crisis

Slightly over 40% of the Sri Lankans believe that the economic crisis continues although the country is now making serious progress. While another 31.8% believe the economic crisis continues and no progress has been made, 19.3% believe that the economic crisis has worsened. All ethnic communities also demonstrate a mixed opinion. However, those who feel that “the economic crisis continues but the country is now making serious progress” is relatively high amongst the Tamil community as opposed to other ethnic groups.

Graph 05: To what extent do you think Sri Lanka has managed to resolve the economic crisis over the past two years - National



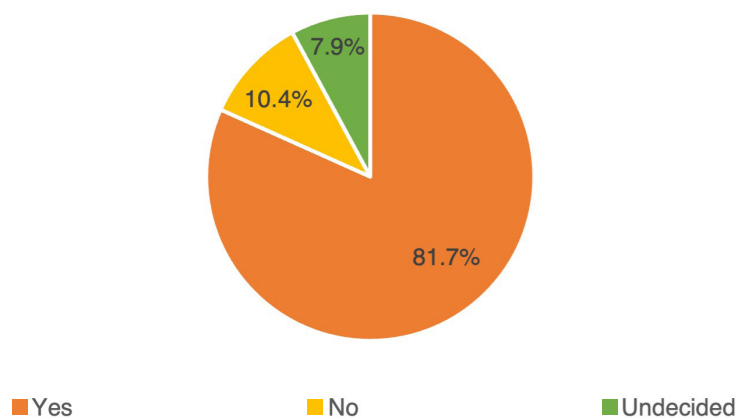
Graph 06: To what extent do you think Sri Lanka has managed to resolve the economic crisis over the past two years – By Ethnicity



Voting for Presidential election

An overwhelming majority of Sri Lankans (81.7%) state that they would vote if there were a Presidential election next month. This viewpoint is seen across all key ethnic communities, age groups, genders and localities. Also, those who state that they would vote is relatively high amongst the male population as opposed to the female population.

Graph 07: If there is a Presidential election next month, will you vote - National



Graph 08: If there is a Presidential election next month, will you vote – By Ethnicity

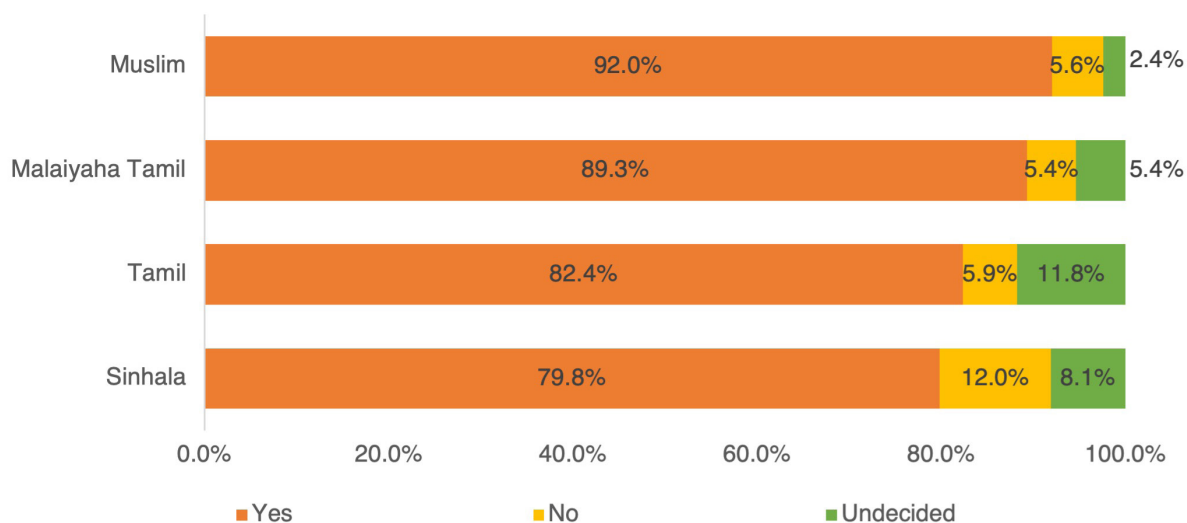
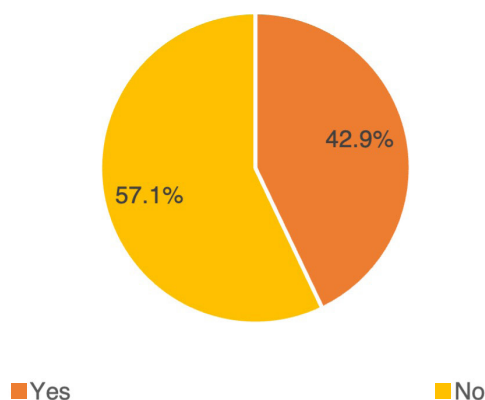


Table 01: If there is a Presidential election next month, will you vote – By Age, Sex and Locality

	Age		Sex		Locality	
	18 - 29 Yrs	Above 30 Yrs	Male	Female	Urban	Rural
Yes	79.4%	82.9%	86.8%	76.6%	79.0%	82.3%
No	11.3%	10.0%	8.4%	12.4%	9.5%	10.6%
Undecided	9.2%	7.1%	4.9%	11.0%	11.5%	7.1%

Of those who plan to vote in the Presidential elections, 57.1% state that they have not yet decided on a candidate while 42.9% state that they have decided on a candidate. Those who state that they have not yet decided on a candidate is considerably high amongst the minority communities (Tamil- 66.4%, Malaiyaha Tamil – 64.7%, Muslim – 68.7%) as opposed to the Sinhala community who are divided between the two options. Notably, more male and rural population seems to be decided on a Presidential candidate.

Graph 09: Have you already decided which candidate you will vote for - National



Graph 10: Have you already decided which candidate you will vote for - By Ethnicity

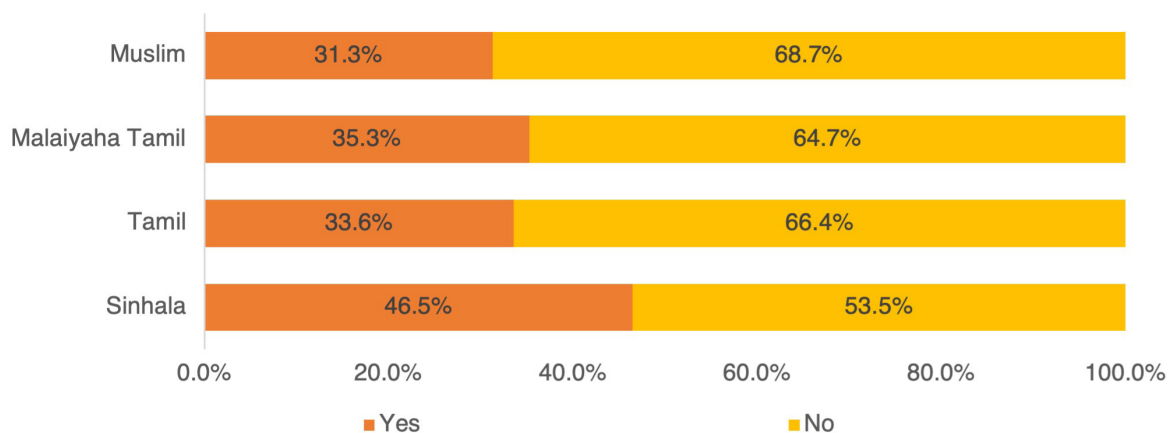


Table 02: Have you already decided which candidate you will vote for - By Age, Sex and Locality

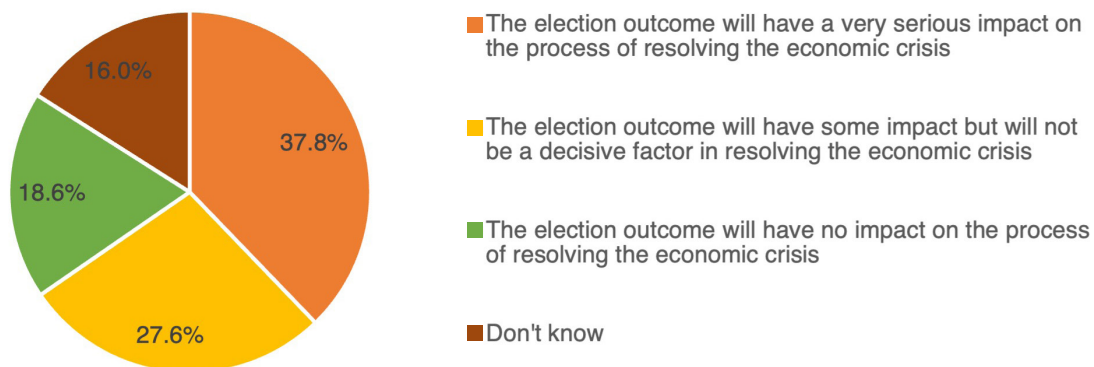
	Age		Sex		Locality	
	18 - 29 Yrs	Above 30 Yrs	Male	Female	Urban	Rural
Yes	41.1%	43.8%	49.7%	35.2%	33.7%	44.9%
No	58.9%	56.2%	50.3%	64.8%	66.3%	55.1%

Importance of the presidential election outcome in resolving the economic crisis

Sri Lankans express mixed opinion when asked about the significance of the election outcome in resolving the country's current economic crisis. 37.8% state that the election outcome will have a very serious impact on the process of resolving the economic crisis while 27.6% state that the election outcome will have some impact but will not be a decisive factor in resolving the economic crisis. Another 18.6% of the Sri Lankans state that the election outcome will have no impact on the process of resolving the economic crisis.

Those who feel that the election outcome will have a very serious impact on resolving the economic crisis is relatively high amongst the Sinhala community as opposed to the minority communities, as well as amongst the rural population.

Graph 11: How important do you think the outcome of this presidential election will be in resolving the country's current economic crisis - National



Graph 12: How important do you think the outcome of this presidential election will be in resolving the country's current economic crisis - Ethnicity

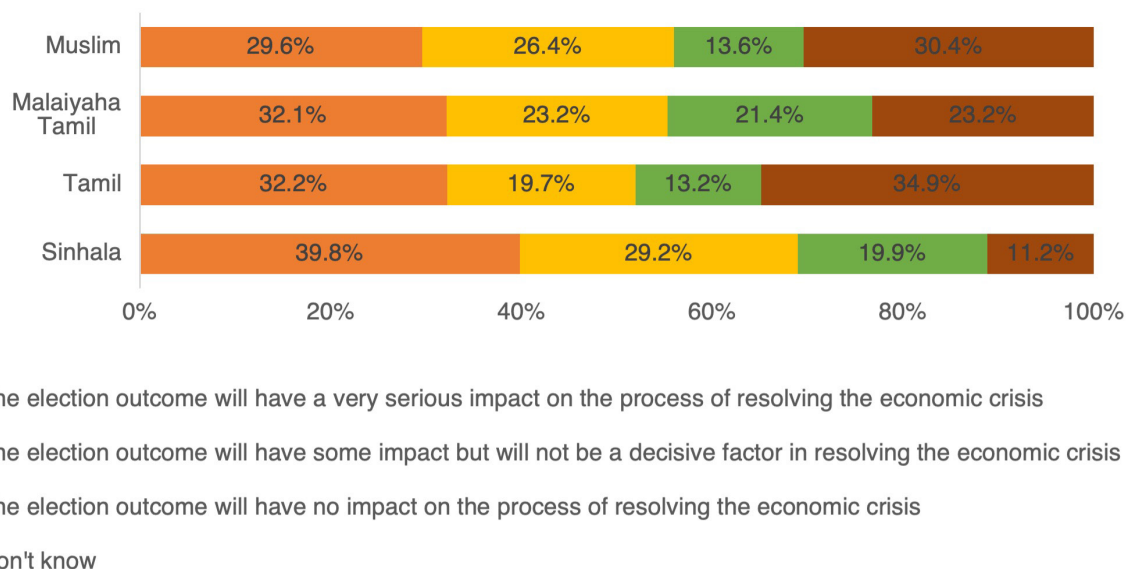


Table 03: How important do you think the outcome of this presidential election will be in resolving the country's current economic crisis - By Age, Sex and Locality

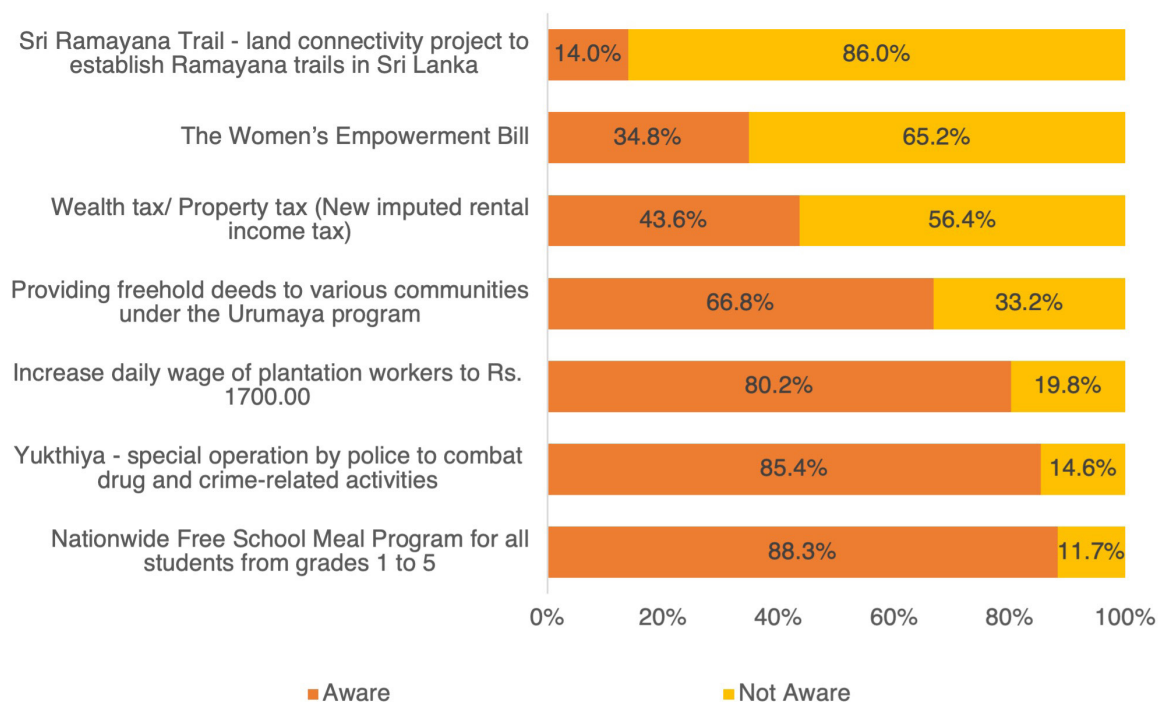
	Age		Sex		Locality	
	18 - 29 Yrs	Above 30 Yrs	Male	Female	Urban	Rural
The election outcome will have a very serious impact on the process of resolving the economic crisis	36.6%	38.4%	39.6%	35.9%	25.1%	40.7%
The election outcome will have some impact but will not be a decisive factor in resolving the economic crisis	34.0%	24.3%	26.8%	28.4%	35.1%	26.0%
The election outcome will have no impact on the process of resolving the economic crisis	17.0%	19.4%	18.4%	18.8%	16.7%	19.0%
Don't know	12.4%	18.0%	15.3%	16.9%	23.1%	14.4%

Awareness of Government initiated programs

When asked about the awareness on several government initiated programs, an overwhelming majority of Sri Lankans (over 80%) stated that they are aware of the Nationwide Free School Meal Program for all students from grades 1 to 5, *Yukthiya* - special operation by police to combat drug and crime-related activities as well as increase daily wage of plantation workers to Rs. 1700. Another 66.8% are also aware of providing freehold deeds to various communities under the Urumaya program. However, the awareness is relatively low (43.6%) regarding Wealth tax/ Property tax (New imputed rental income tax).

Looking across the opinion of all key ethnic communities, an overwhelming majority of them state that they are aware of the Nationwide Free School Meal Program. As for the *Yukthiya* - special operation by police to combat drug and crime-related activities, the awareness amongst the Tamil and Malayaha Tamil communities is comparatively low compared to their Sinhala and Muslim counterparts, of whom an overwhelming majority express awareness. Also, a vast majority of Malayaha Tamil community is aware of the increase daily wage of plantation workers to Rs. 1700. With regards to providing freehold deeds to various communities under the Urumaya program, the awareness amongst all ethnic communities vary between 50% to 70%.

Graph 13: Awareness of the programs/ decisions that the government announced/ initiated during the past few months - National



Graph 14: Awareness for the programs/ decisions that the government announced/ initiated during the past few months - By Ethnicity

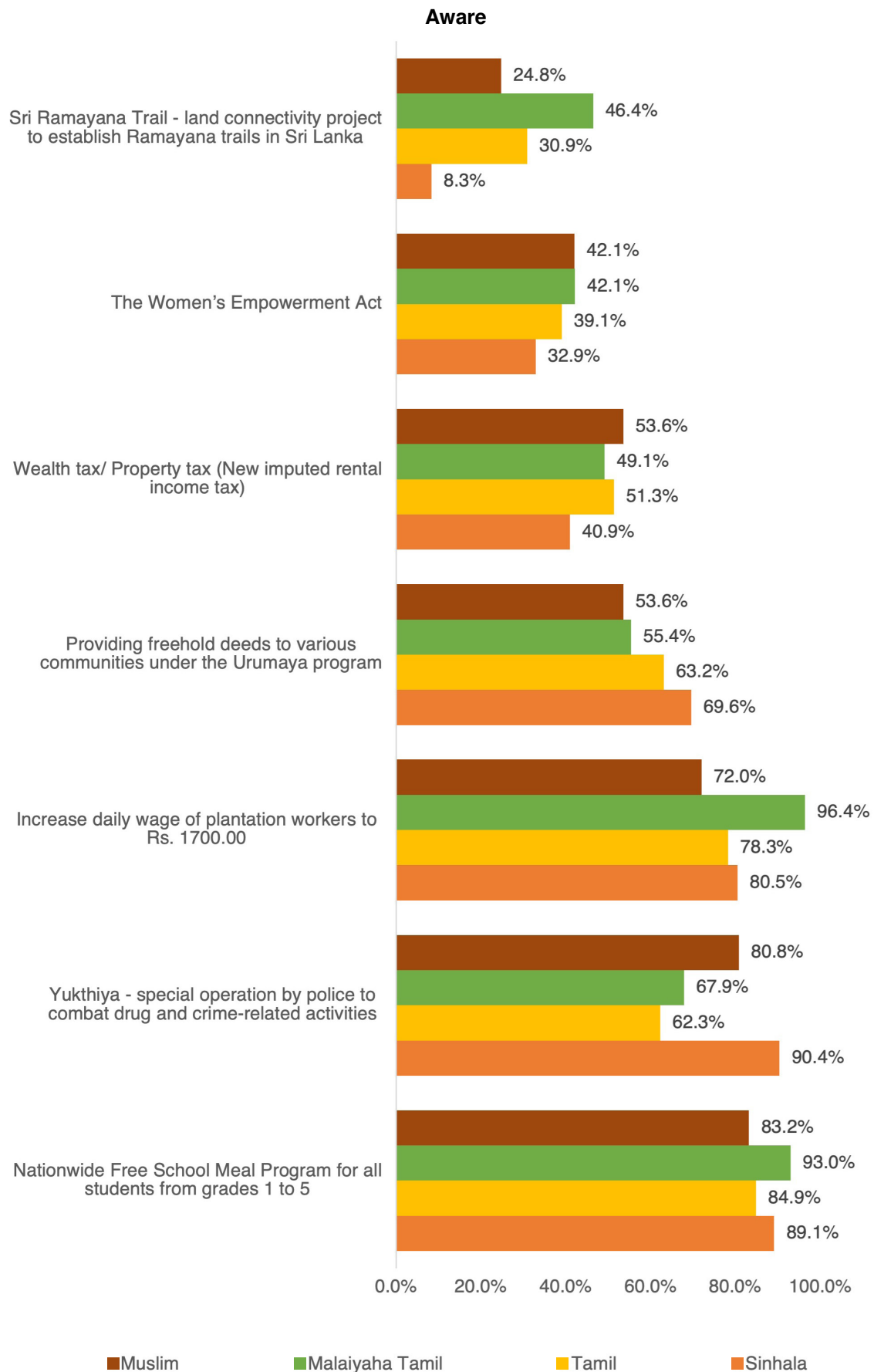


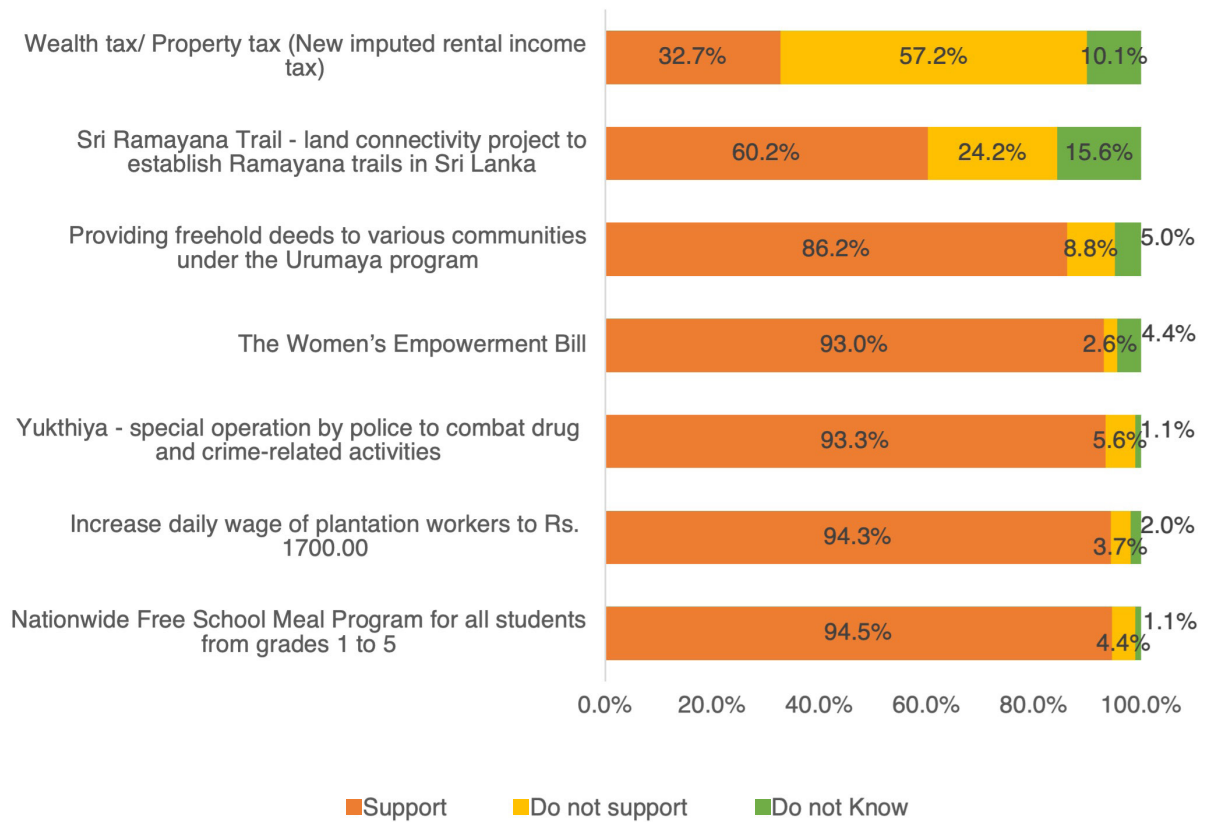
Table 04: Awareness for the programs/ decisions that the government announced/ initiated during the past few months – By Age, Sex and Locality.

Aware	Age		Sex		Locality	
	18 - 29 Yrs	Above 30 Yrs	Male	Female	Urban	Rural
Nationwide Free School Meal Program for all students from grades 1 to 5	85.5%	89.9%	85.1%	91.6%	88.9%	88.2%
Yukthiya - special operation by police to combat drug and crime-related activities	85.3%	85.4%	88.8%	81.9%	85.7%	85.4%
Increase daily wage of plantation workers to Rs. 1700.00	70.8%	85.3%	79.7%	80.6%	77.3%	80.8%
Providing freehold deeds to various communities under the Urumaya program	57.9%	71.6%	67.5%	65.9%	57.8%	68.8%
Wealth tax/ Property tax (New imputed rental income tax)	36.8%	47.4%	45.6%	41.8%	53.8%	41.3%
The Women's Empowerment Act	32.1%	36.2%	31.3%	38.4%	31.3%	35.6%
Sri Ramayana Trail - land connectivity project to establish Ramayana trails in Sri Lanka	11.6%	15.3%	15.0%	12.9%	22.2%	12.1%

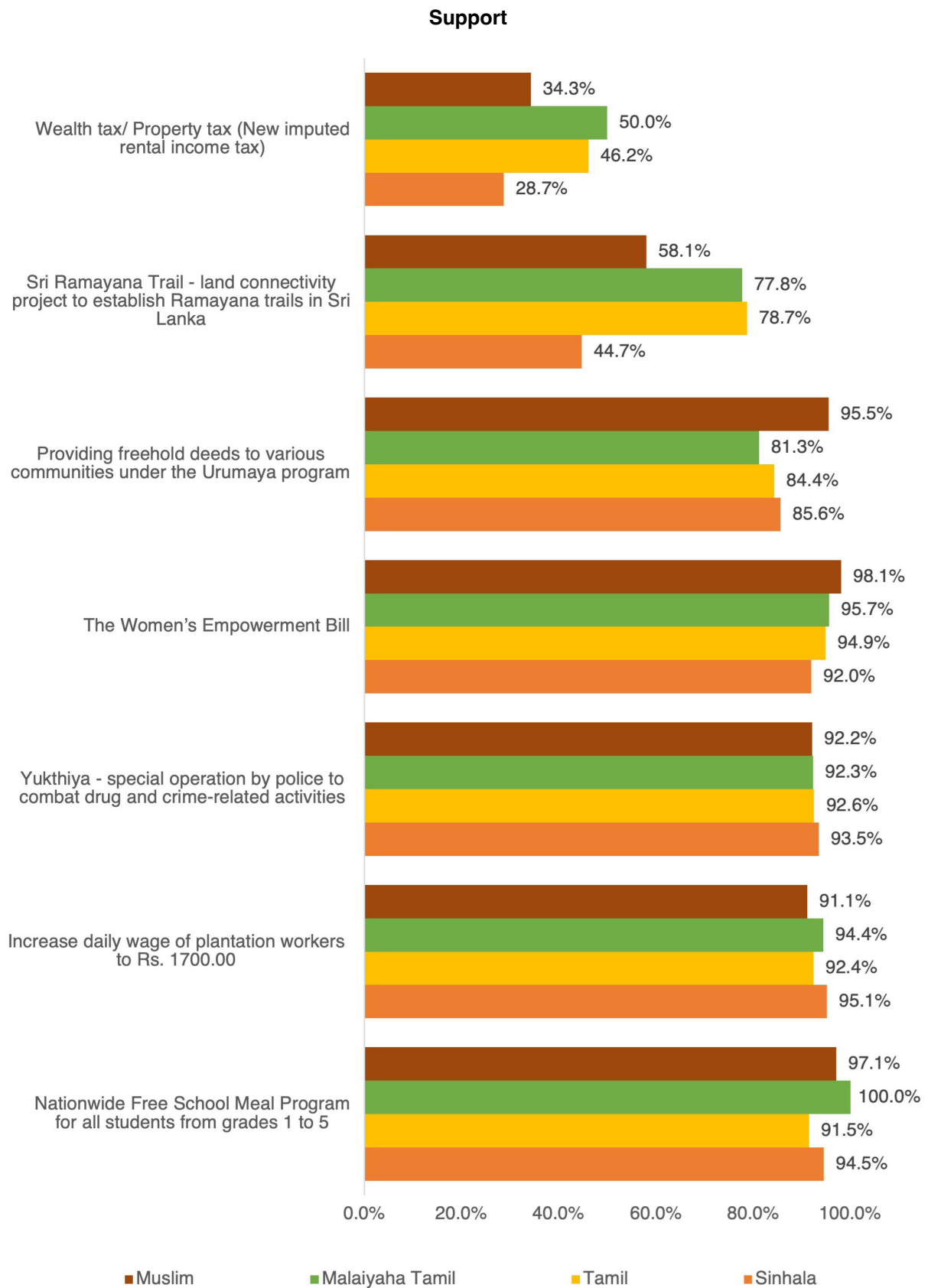
Support for Government initiated programs

Of those who are aware of the government-initiated programs, an overwhelming majority (over 90%) support the Nationwide Free School Meal Program for all students from grades 1 to 5, increase daily wage of plantation workers to Rs. 1700, *Yukthiya* - special operation by police to combat drug and crime-related activities, the Women's Empowerment Bill as well as providing freehold deeds to various communities under the *Urumaya* program. However, those who express support for Wealth tax/ Property tax (New imputed rental income tax) is significantly low (32.7%). A similar pattern of opinion is evident among the ethnic communities.

Graph 15: Support for the programs/ decisions that the government announced/ initiated during the past few months - National



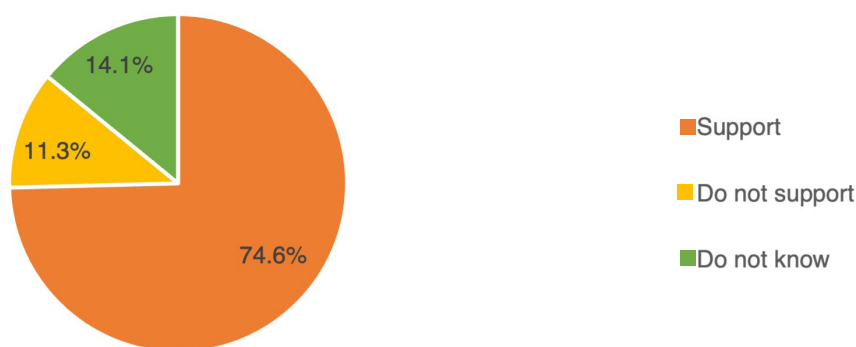
Graph 16: Support for the programs/ decisions that the government announced/ initiated during the past few months – By Ethnicity



Support for legally designating estate line-houses as villages

A majority (74.6%) state that they would support President Ranil Wickremesinghe's proposal to legally designate estate line-houses as villages. While a majority of all ethnic groups support this viewpoint, the support is overwhelming amongst the Sinhala (76%) and Malaiyaha Tamil (89.3%) communities.

Graph 17: Addressing the May Day rally in Nuwara-eliya, President said that the estate line-houses will be legally designated as villages. How much do you support for this - National



Graph 18: Addressing the May Day rally in Nuwara-eliya, President said that the estate line-houses will be legally designated as villages. How much do you support for this – By Ethnicity

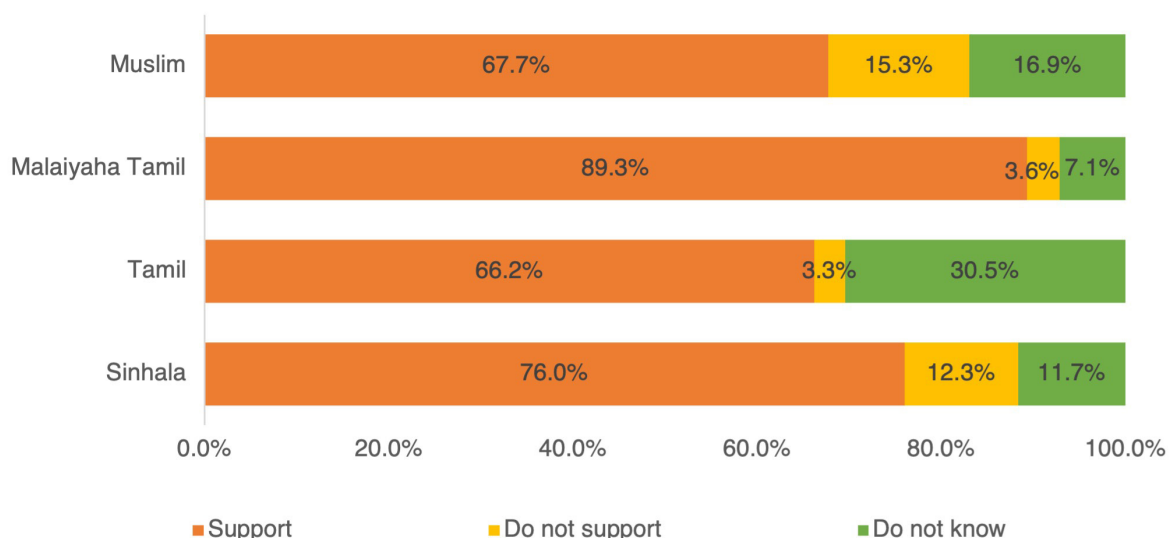


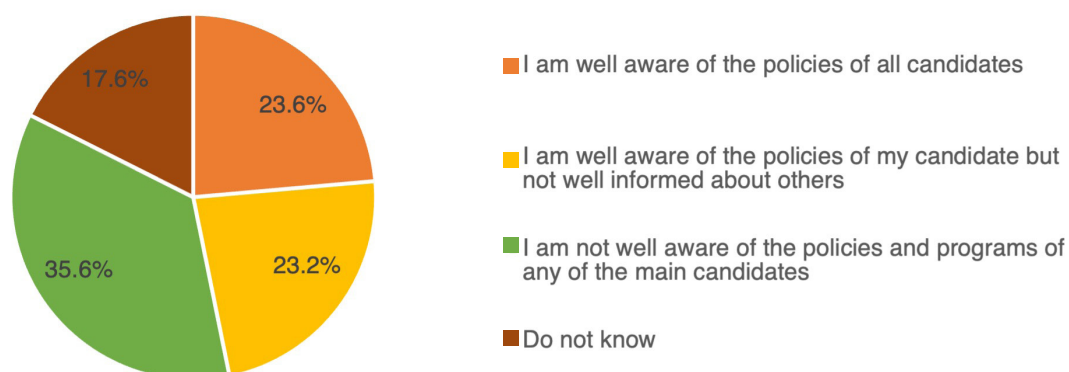
Table 05: Addressing the May Day rally in Nuwara-eliya, President said that the estate line-houses will be legally designated as villages. How much do you support for this – By Age, Sex and Locality.

	Age		Sex		Locality	
	18 - 29 Yrs	Above 30 Yrs	Male	Female	Urban	Rural
Support	73.9%	75.1%	76.3%	72.9%	75.3%	74.5%
Do not support	10.5%	11.7%	10.4%	12.1%	11.6%	11.2%
Do not know	15.5%	13.2%	13.2%	15.0%	13.1%	14.3%

Awareness of the policies and programs of the Presidential candidates

Sri Lankans express a mixed opinion with regards to the awareness on policies and programs of the Presidential candidates (Ranil Wickremesinghe, Sajith Premadasa, and Anura Kumara Disanayaka). This opinion is seen across all key ethnic communities and is relatively high amongst the Sinhala (49.2%) and Malaiyaha Tamil (56.1%) communities. Awareness is also high amongst the older population (above 30year olds) and male population.

Graph 19: Awareness of the policies and programs of the Presidential candidates for you to make an informed decision at a Presidential election - National



Graph 20: Awareness of the policies and programs of the Presidential candidates for you to make an informed decision at a Presidential election - By Ethnicity

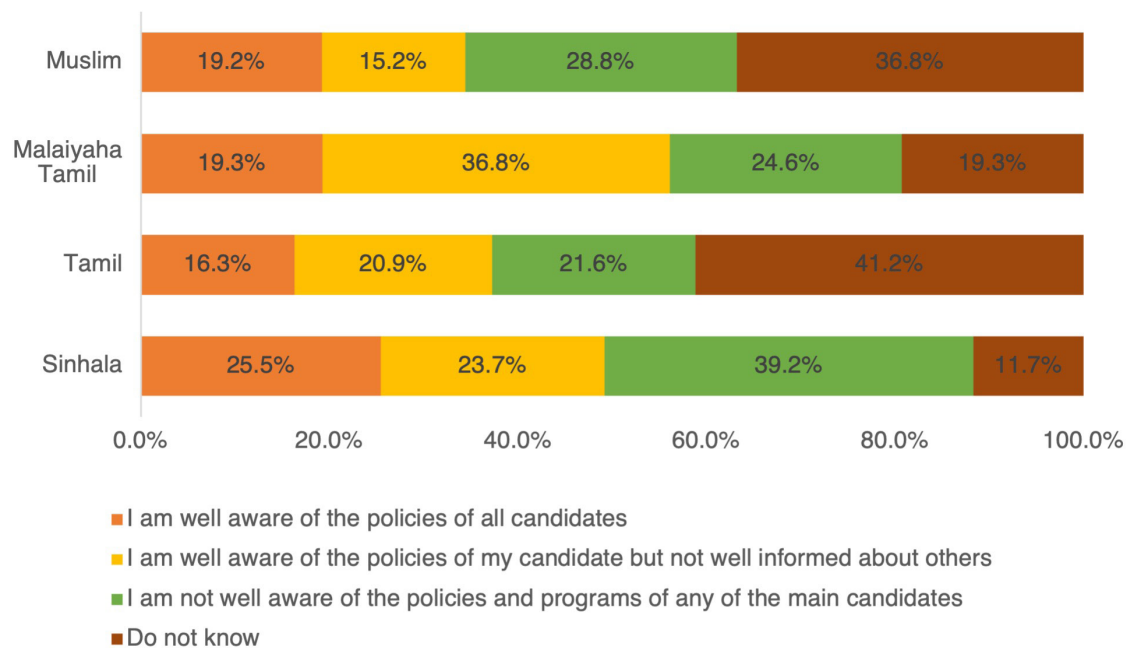


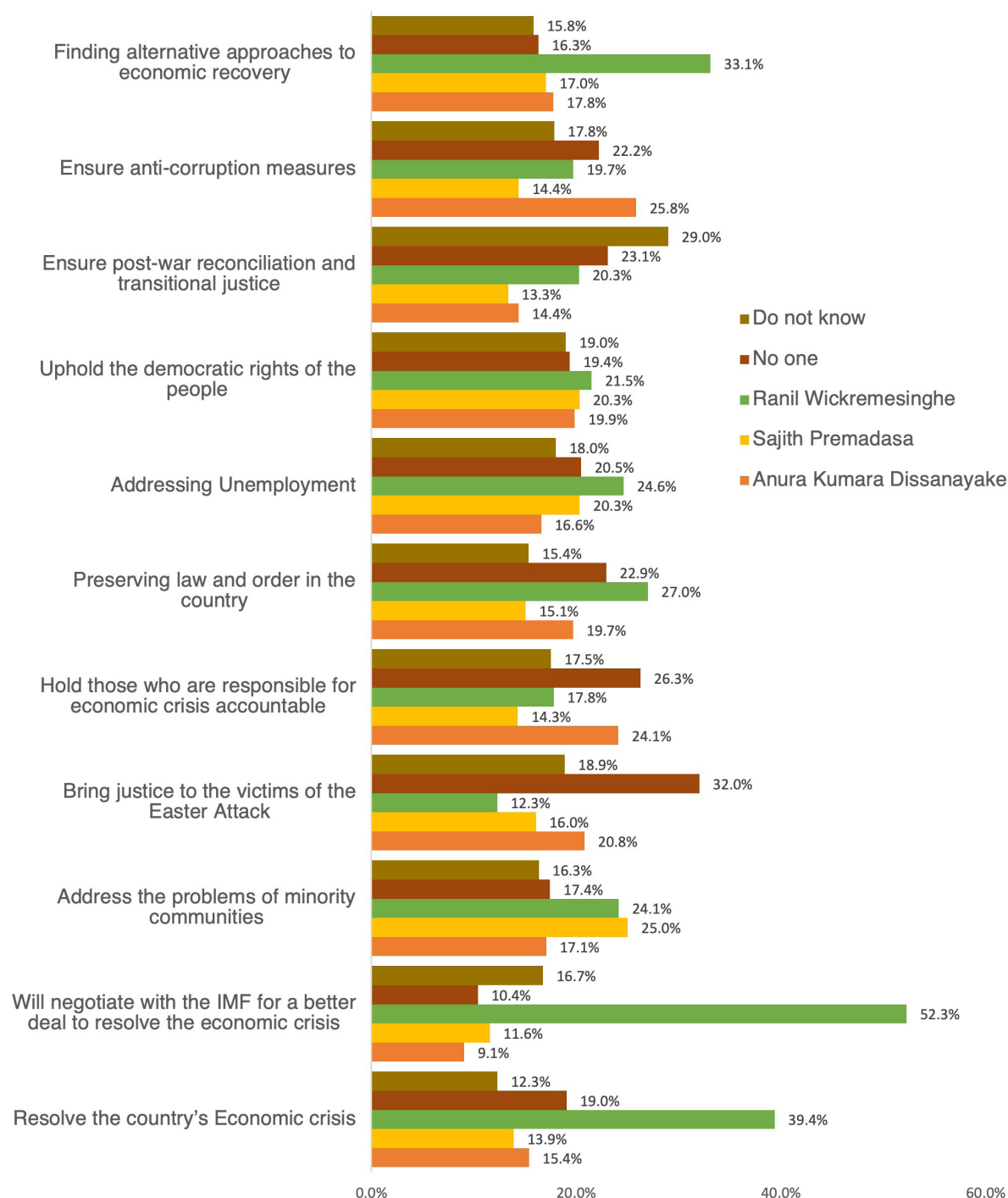
Table 06: Awareness of the policies and programs of the Presidential candidates for you to make an informed decision at a Presidential election - By Age, Sex and Locality

	Age		Sex		Locality	
	18 - 29 Yrs	Above 30 Yrs	Male	Female	Urban	Rural
I am well aware of the policies of all candidates	18.4%	26.4%	26.2%	21.0%	20.6%	24.3%
I am well aware of the policies of my candidate but not well informed about others	23.5%	23.0%	26.9%	19.4%	13.5%	25.4%
I am not well aware of the policies and programs of any of the main candidates	39.0%	33.8%	30.9%	40.3%	43.7%	33.8%
Do not know	19.1%	16.8%	16.0%	19.3%	22.2%	16.6%

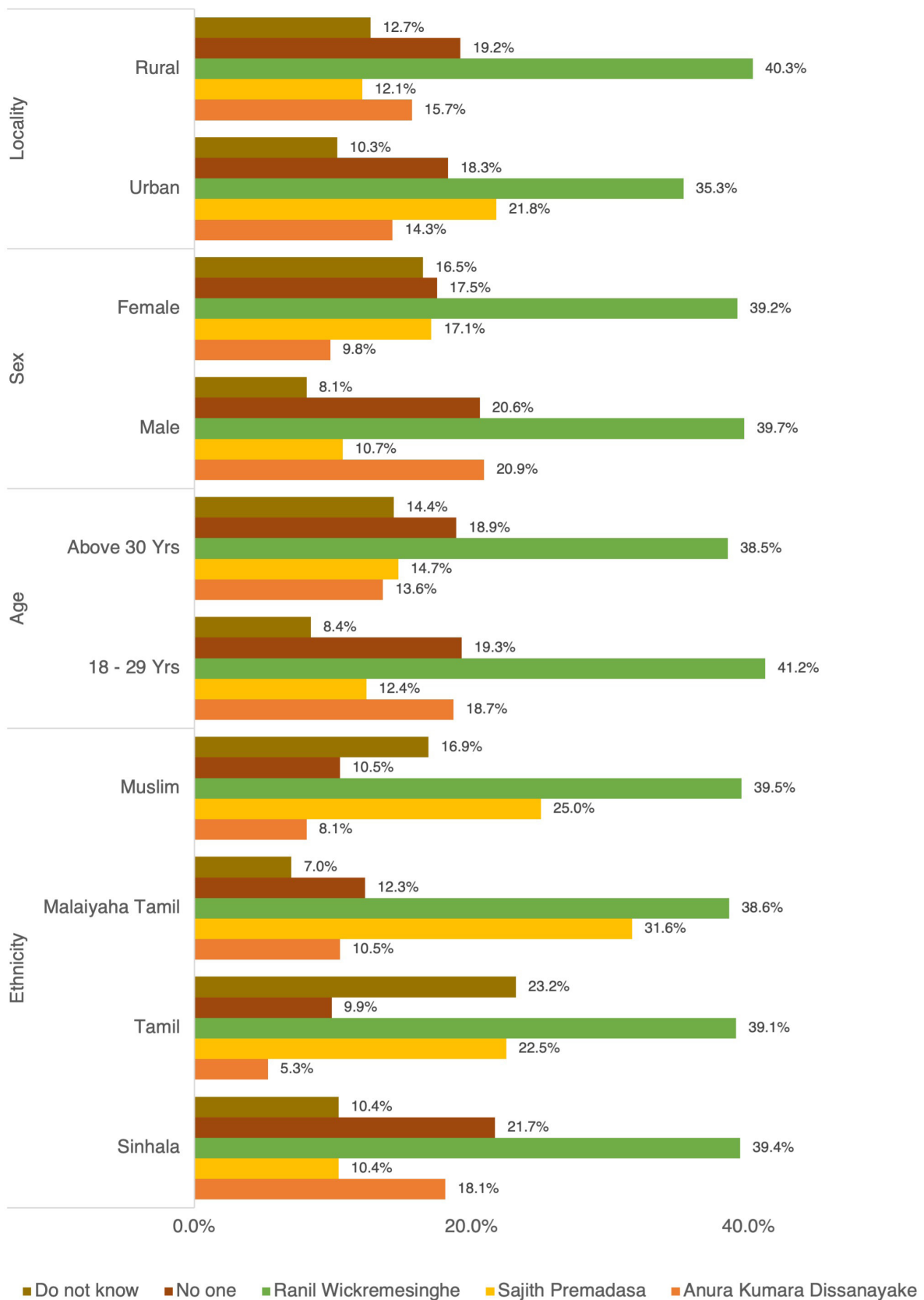
Trust in the candidate's abilities

Sri Lankans express greater trust in Ranil Wickramasinghe's ability to resolve the country's economic crisis, IMF negotiations and finding alternative approaches to economic recovery. Also, notably, they do not seem to trust anyone when it comes to bringing justice to the victims of Easter Sunday Attacks.

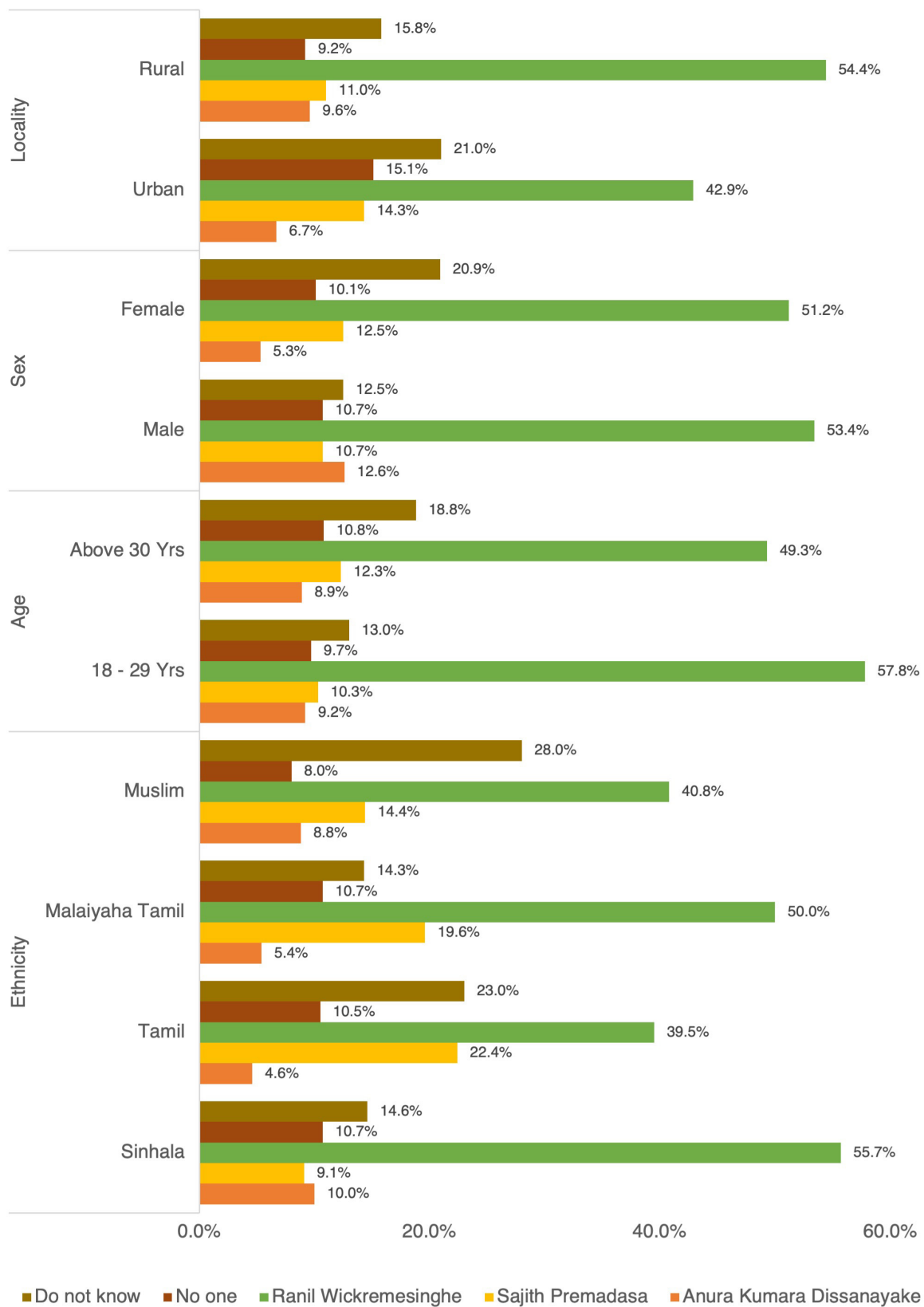
Graph 21: Out of the three main candidates which candidate do you trust the most to deliver the following? - National



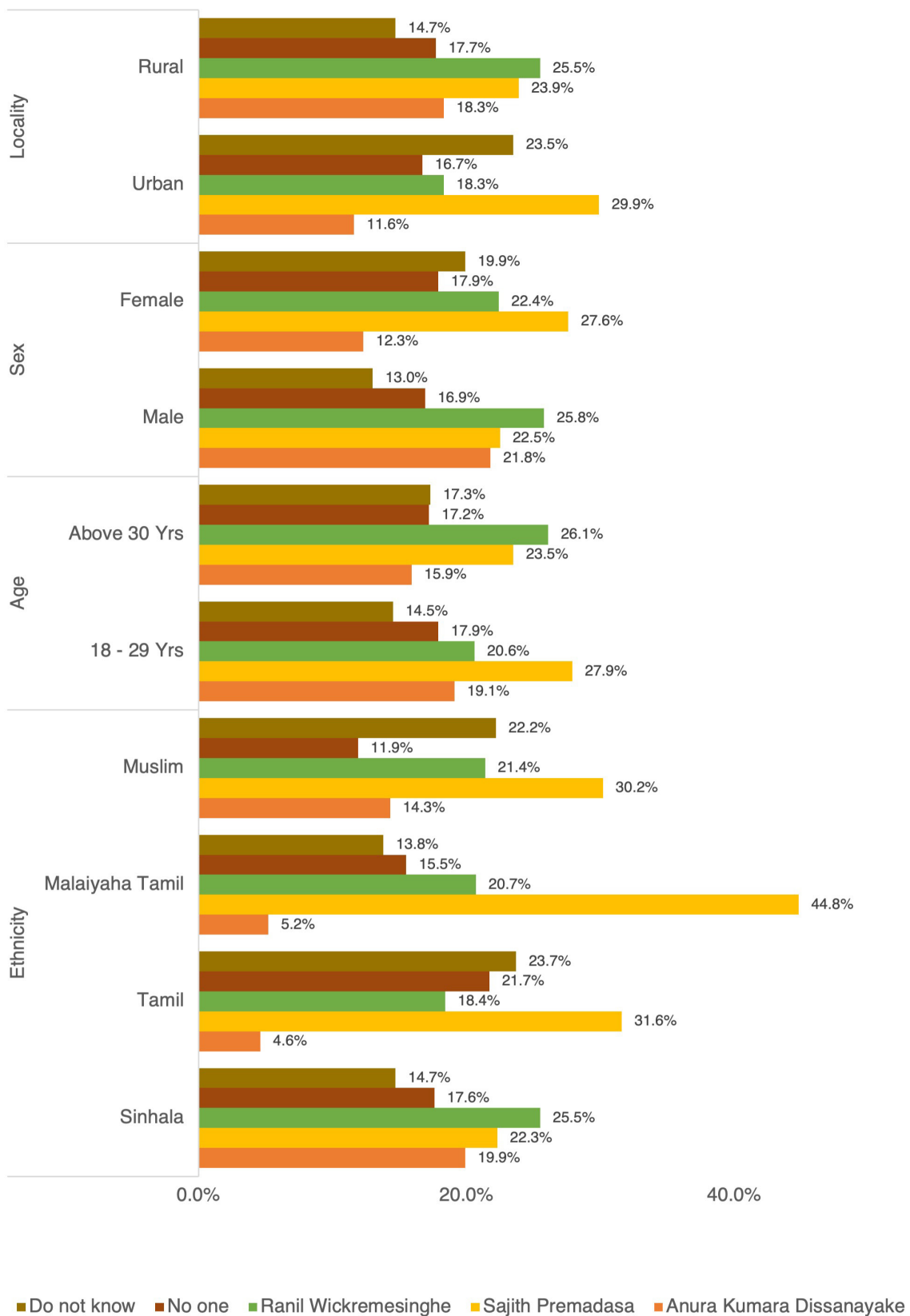
Graph 22: Trust the most to resolve the country's economic crisis
 - By Ethnicity, Age, Sex and Locality



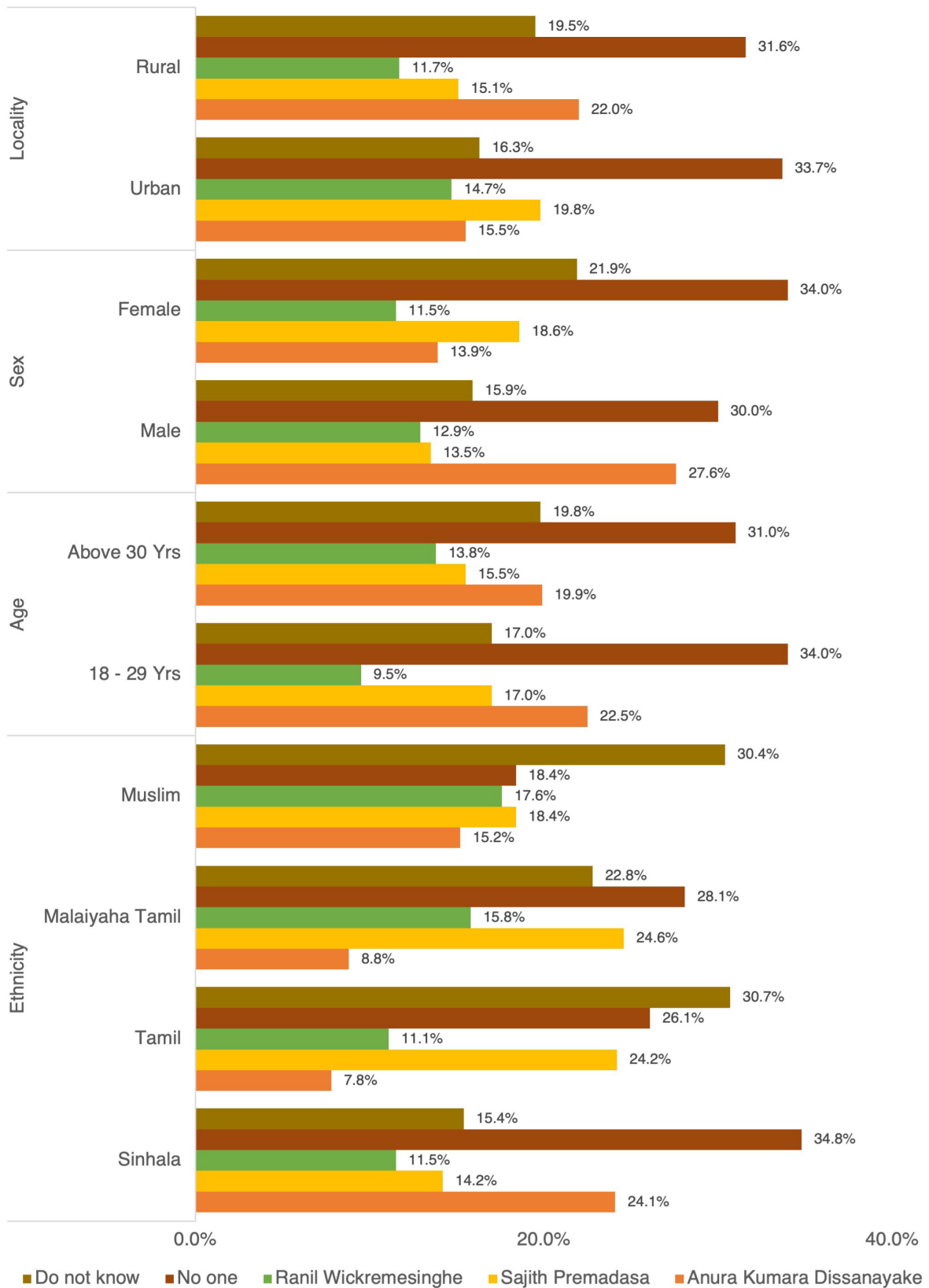
Graph 23: Trust the most to negotiate with the IMF for a better deal to resolve the economic crisis - By Ethnicity, Age, Sex and Locality



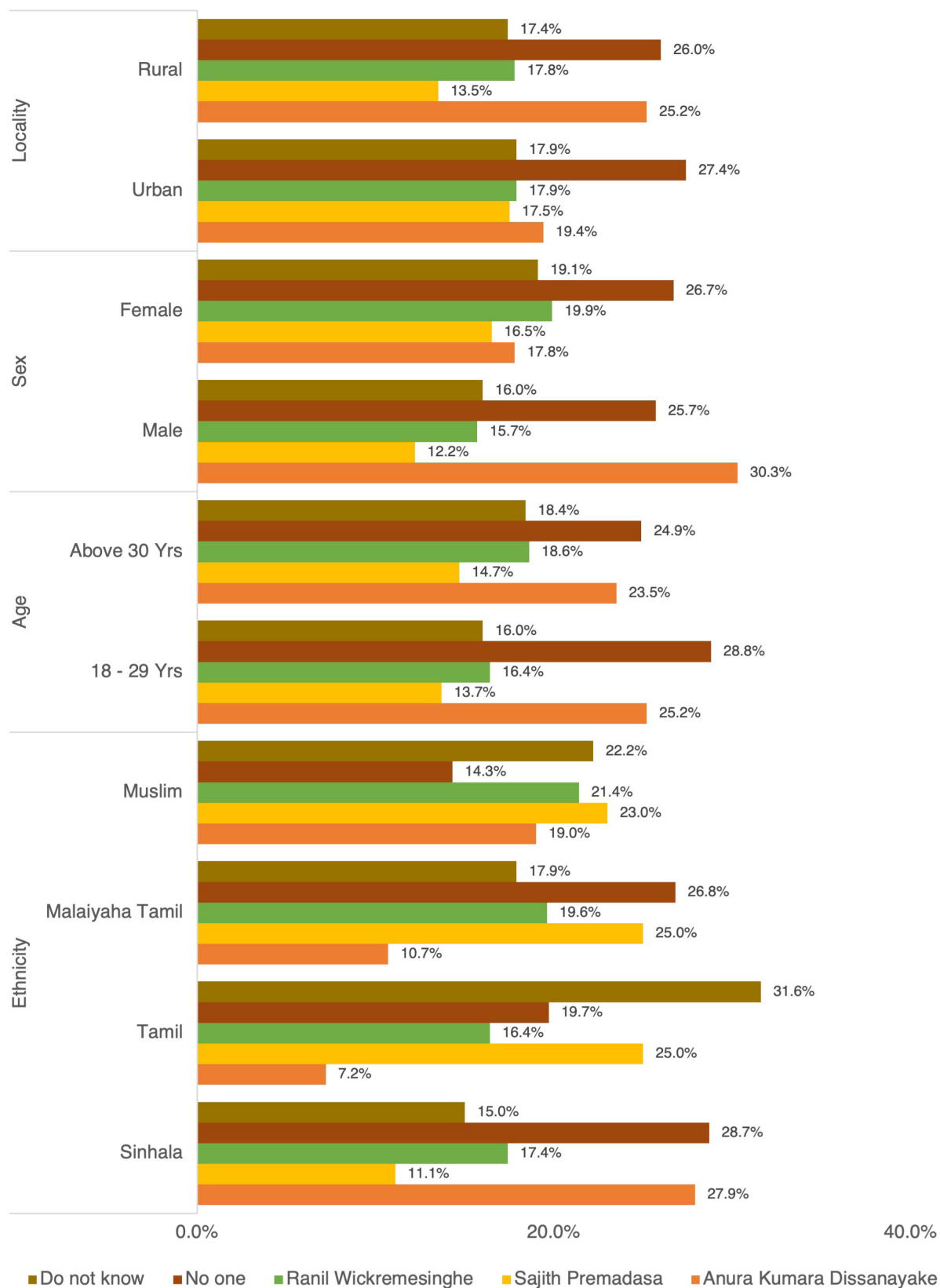
Graph 24: Trust the most to address the problems of minority communities - By Ethnicity, Age, Sex and Locality



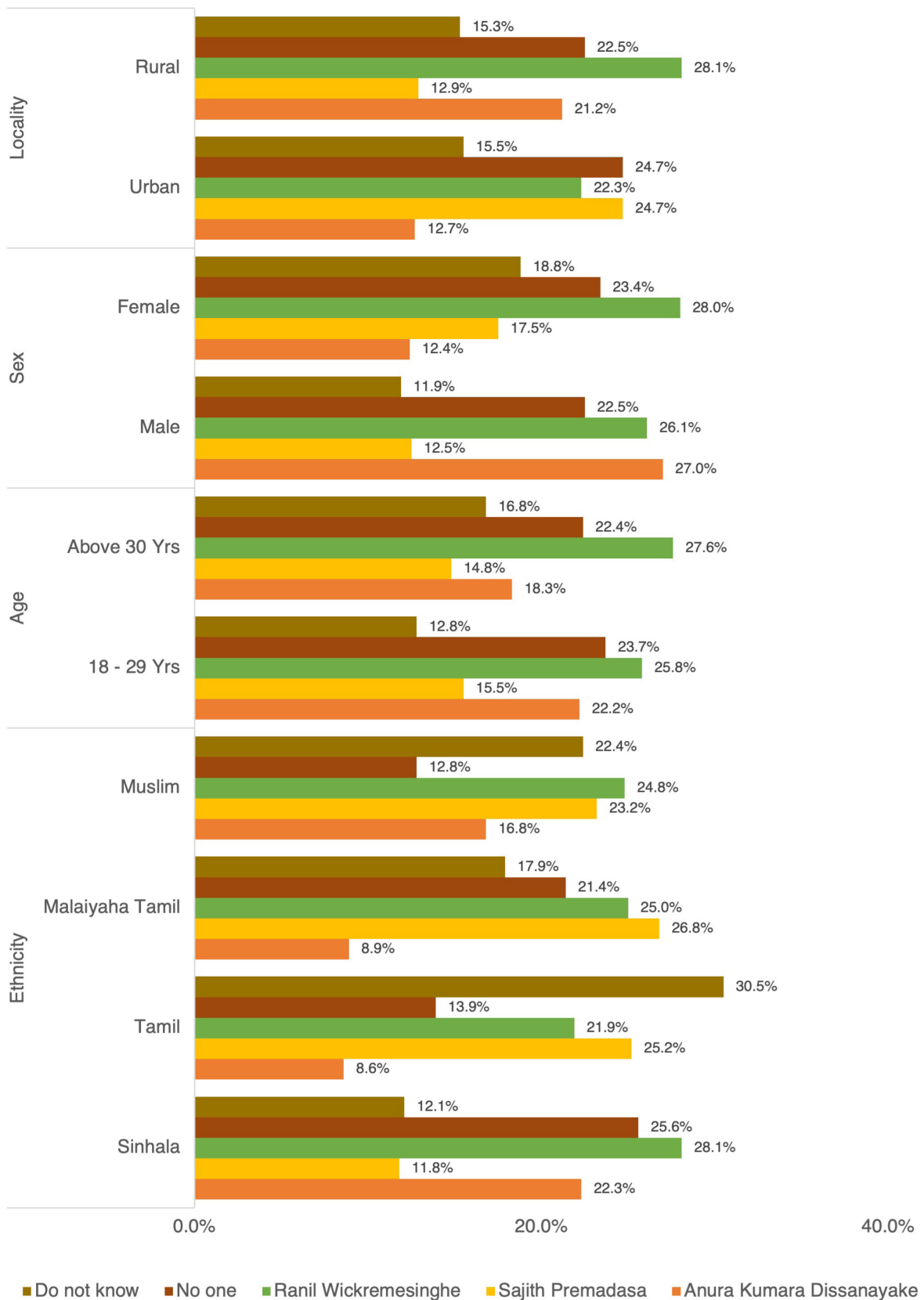
Graph 25: Trust the most to bring justice to the victims of the Easter Attack - By Ethnicity, Age, Sex and Locality



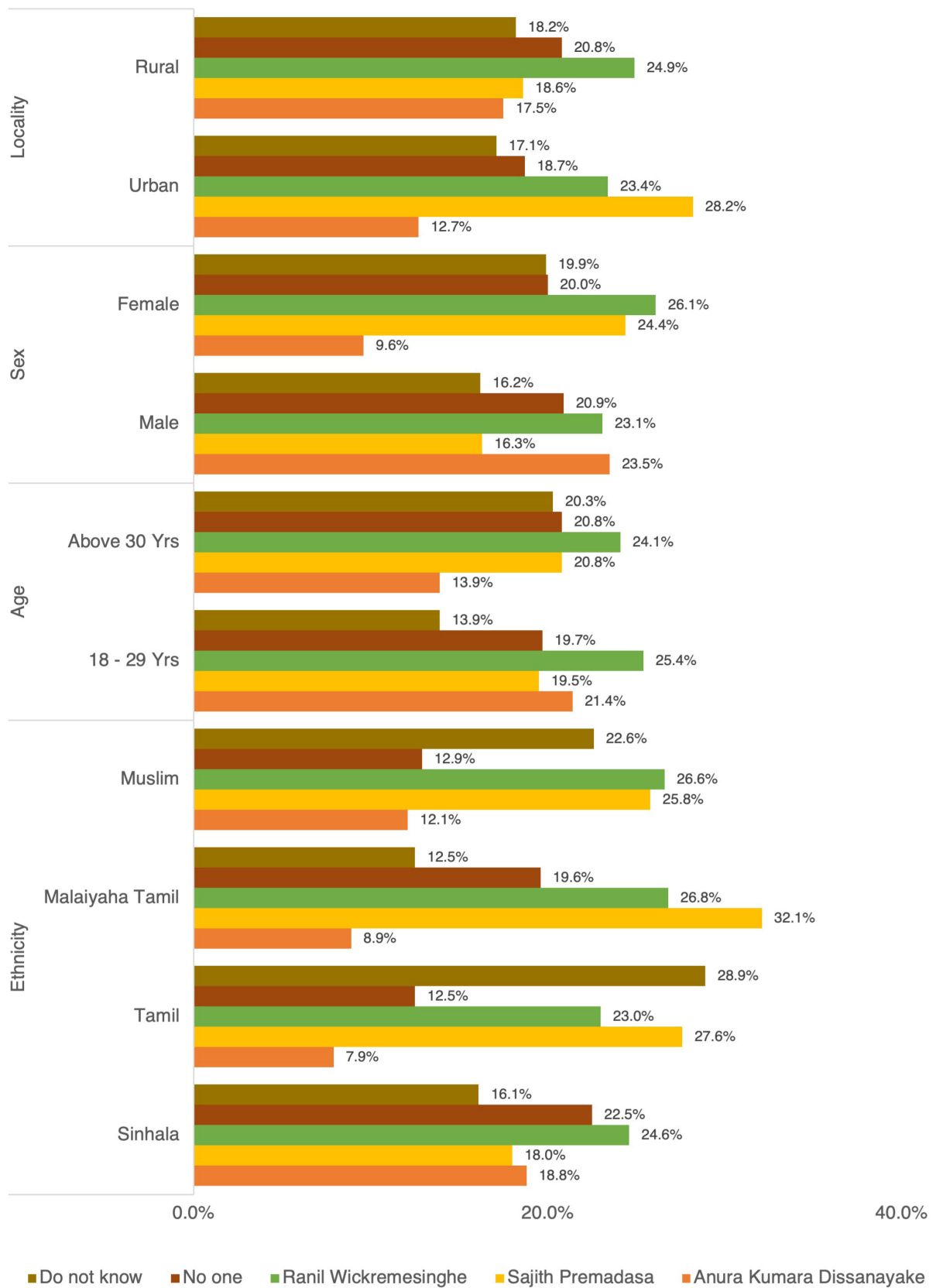
Graph 26: Trust the most to hold those who are responsible for economic crisis accountable - By Ethnicity, Age, Sex and Locality



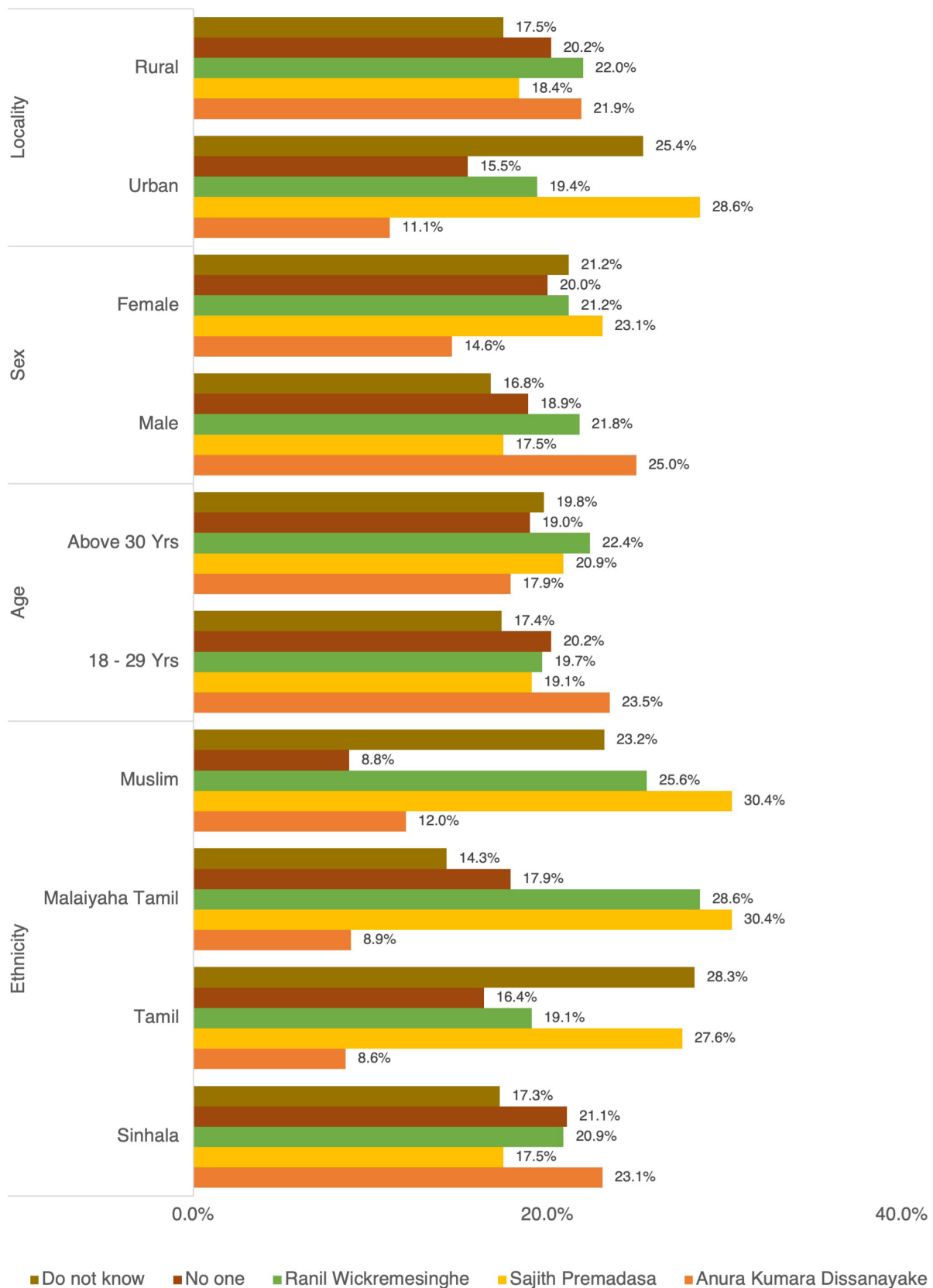
Graph 27: Trust the most to preserve law and order in the country
 - By Ethnicity, Age, Sex and Locality



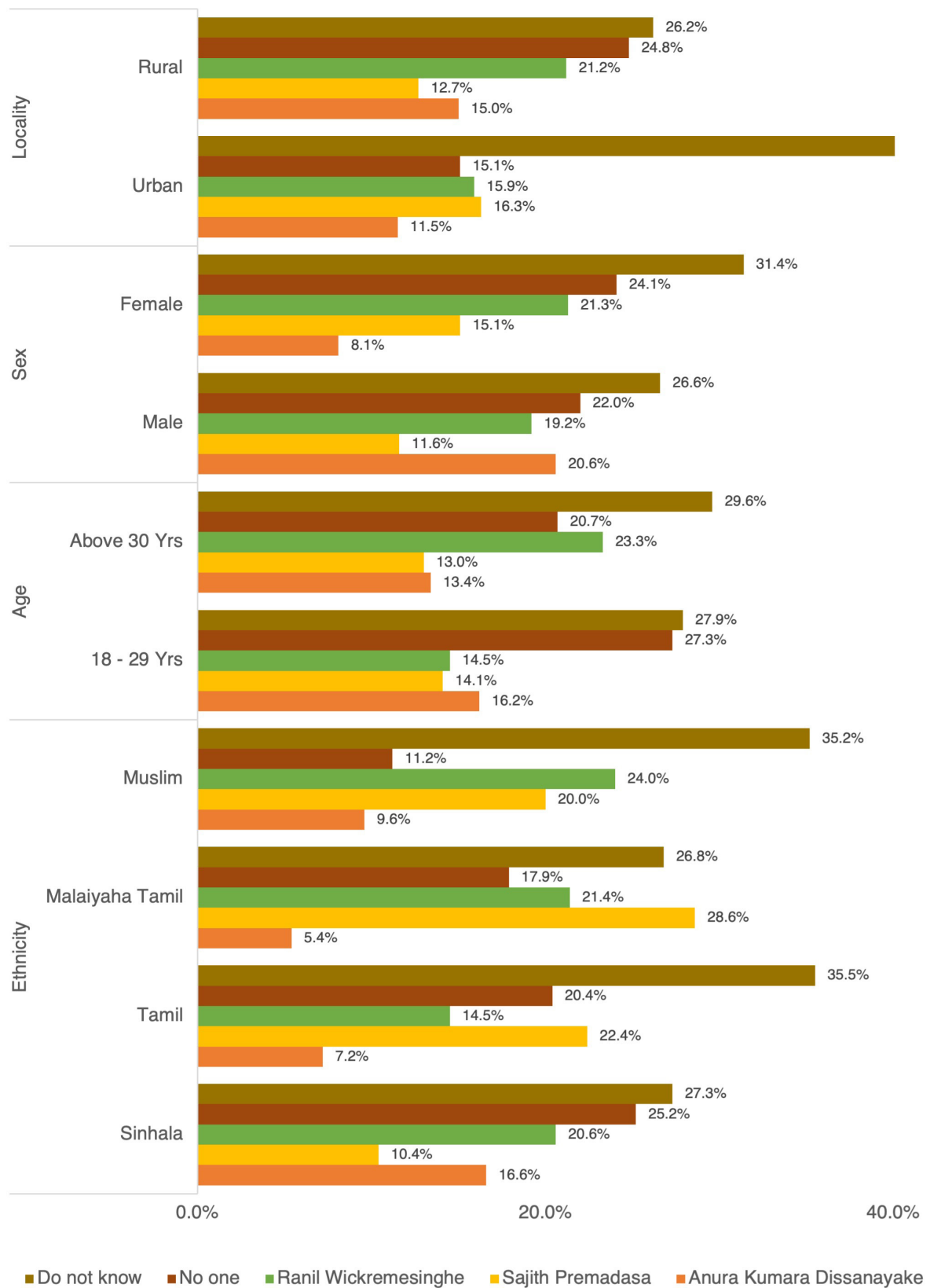
Graph 28: Trust the most to address unemployment-By Ethnicity, Age, Sex and Locality



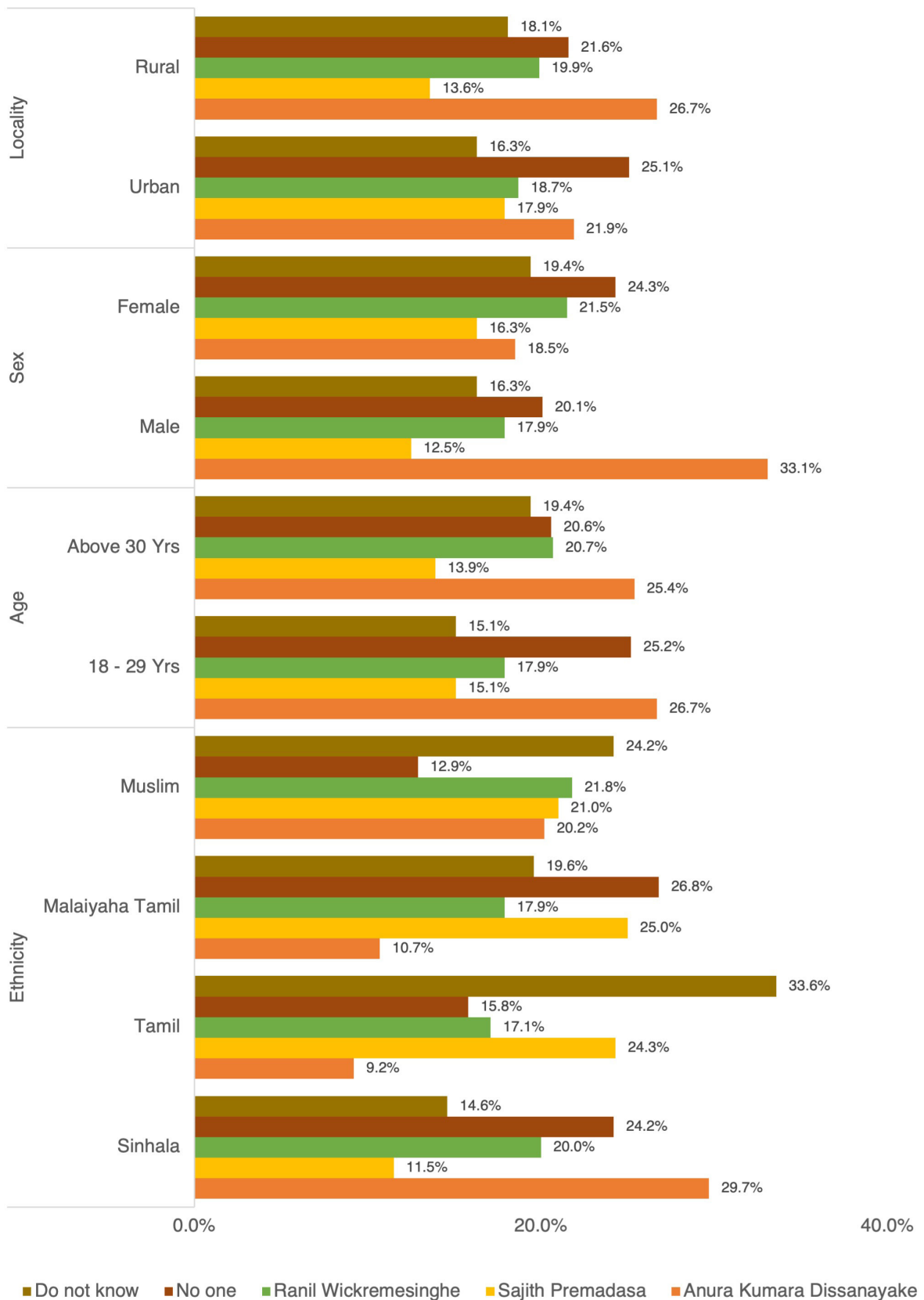
Graph 29: Trust the most to uphold the democratic rights of the people
 - By Ethnicity, Age, Sex and Locality



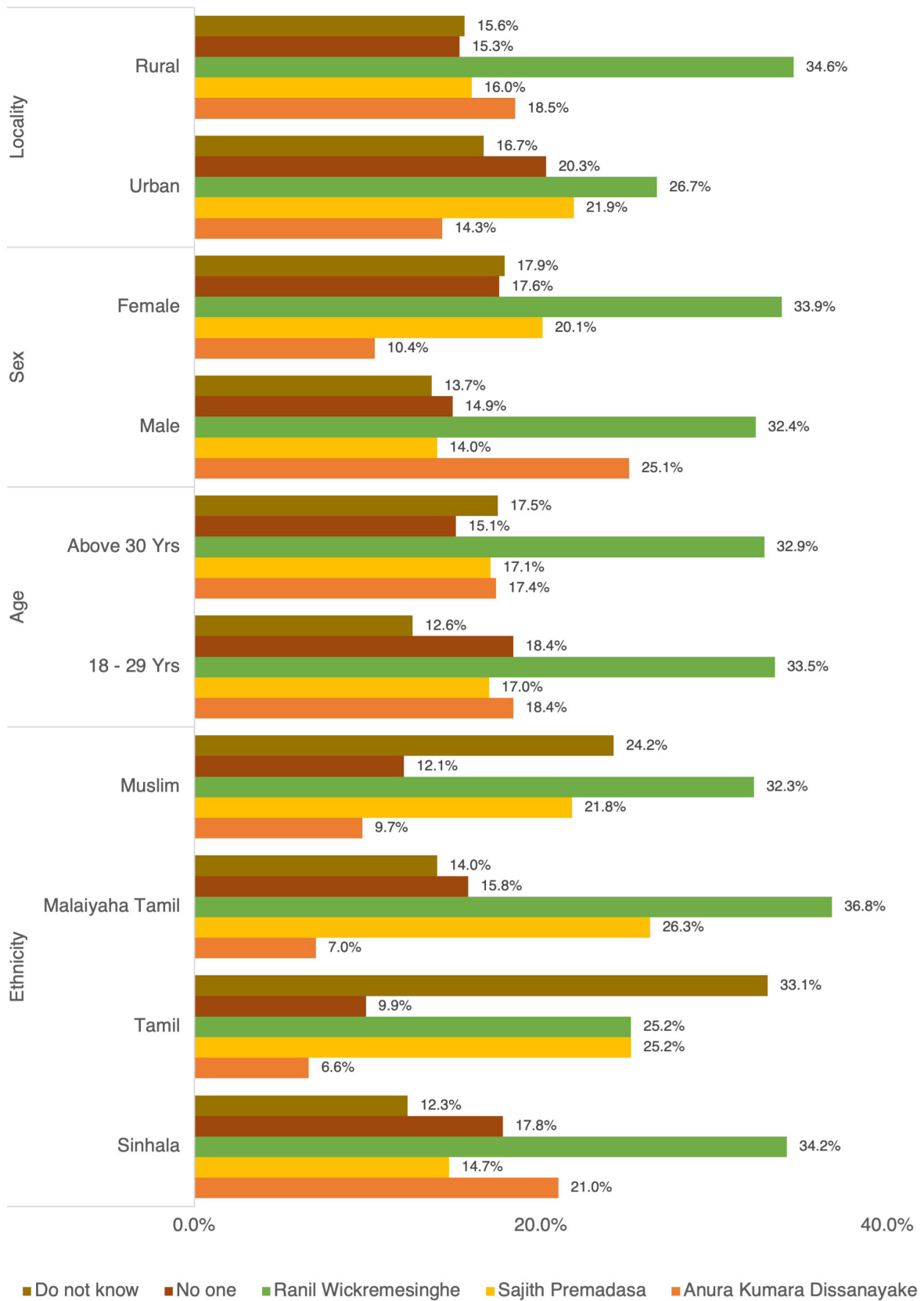
Graph 30: Trust the most to ensure post-war reconciliation and transitional justice - By Ethnicity, Age, Sex and Locality



Graph 31: Trust the most to ensure anti-corruption measures
 - By Ethnicity, Age, Sex and Locality



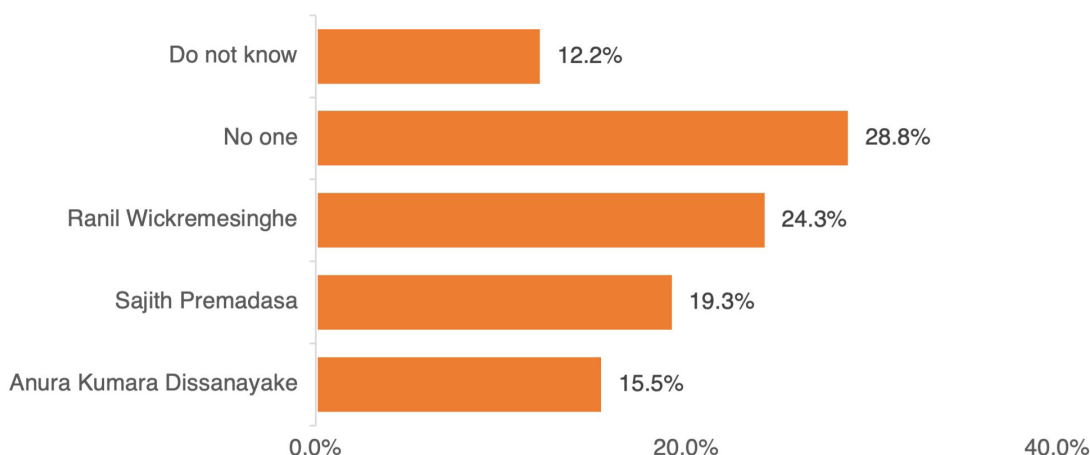
Graph 32: Trust the most to find alternative approaches to economic recovery - By Ethnicity, Age, Sex and Locality



Best suited candidate to address the current needs of your family

Sri Lankans express mixed opinion when asked who they think is best suited to address the current needs (job, good salary, plot of land or house, some financial assistance etc) of their immediate family. While 24.3% state that it is Ranil Wickremesinghe, another 19.3% state Sajith Premadasa. 15.5% state it is Anura Kumara Dissanayake.

Graph 33: Who do you think is best suited to address the current needs of your immediate family? - National



Graph 34: Who do you think is best suited to address the current needs of your immediate family? - By Ethnicity

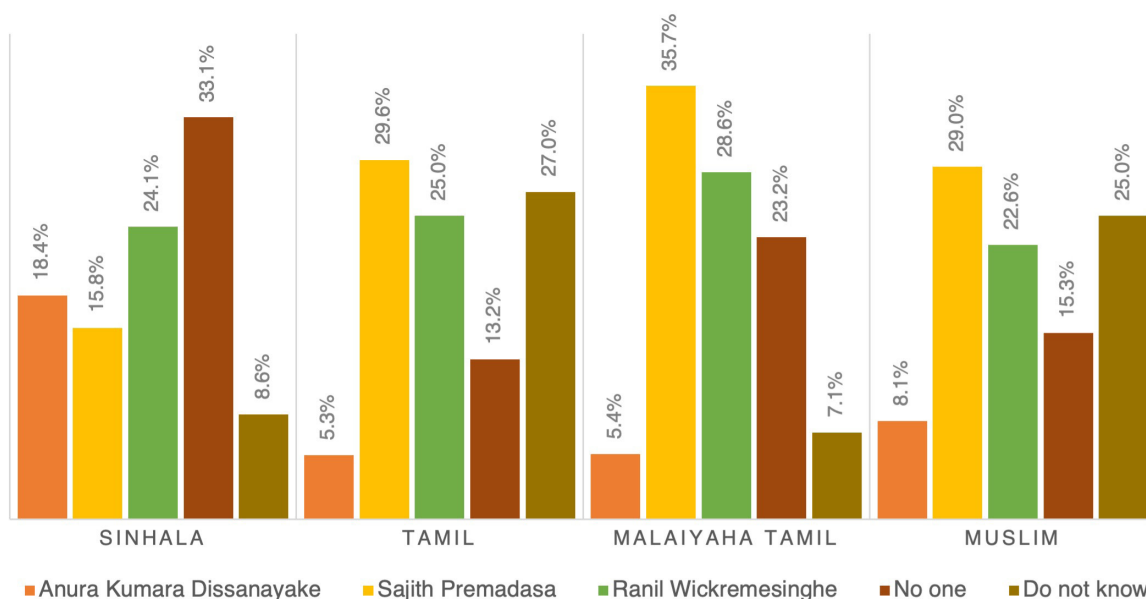


Table 07: Who do you think is best suited to address the current needs of your immediate family? - By Age, Sex and Locality

	Age		Sex		Locality	
	18 - 29 Yrs	Above 30 Yrs	Male	Female	Urban	Rural
Anura Kumara Dissanayake	16.6%	14.8%	21.5%	9.3%	14.3%	15.8%
Sajith Premadasa	21.0%	18.4%	16.5%	22.2%	26.6%	17.7%
Ranil Wickremesinghe	20.1%	26.5%	24.4%	24.0%	18.7%	25.5%
No one	30.8%	27.8%	26.8%	30.8%	29.8%	28.6%
Do not know	11.5%	12.5%	10.8%	13.6%	10.7%	12.5%

Social Indicator (SI) is the survey research unit of the Centre for Policy Alternatives (CPA) and was established in September 1999, filling a longstanding vacuum for a permanent, professional, and independent polling facility in Sri Lanka on social and political issues. Driven by the strong belief that polling is an instrument that empowers democracy, SI has been conducting polls on a large range of socio-economic and political issues since its inception.

Social Indicator

Address: 6/1B, 1/1, Layards Road, Colombo 05

Telephone: +94 112 584 050

Web: <http://cpalanka.org/survey-research/>



The Centre for Policy Alternatives (CPA) is an independent, non-partisan organisation that focuses primarily on issues of governance and conflict resolution. Formed in 1996 in the firm belief that the vital contribution of civil society to the public policy debate is in need of strengthening, CPA is committed to programmes of research and advocacy through which public policy is critiqued, and alternatives identified and disseminated.

Centre for Policy Alternatives (Guarantee) Ltd. (CPA)

Address: No. 6/5, Layards Road, Colombo 5, Sri Lanka

Tel: +9411 2081384 - 6

Email: info@cpalanka.org

Web: www.cpalanka.org

Facebook: www.facebook.com/cpasl

Twitter: @cpasl

