



**FINAL REPORT**

**ON**

**ELECTION-RELATED VIOLENCE:**

**GENERAL ELECTION**

**2<sup>ND</sup> APRIL 2004**

**CENTRE FOR MONITORING ELECTION VIOLENCE (CMEV)**

All rights reserved  
© Centre for Monitoring Election Violence (CMEV)

Material from this publication may be used with due acknowledgement given to the CMEV

ISBN 955-8037-64-8

For further information contact:

Centre for Policy Alternatives (CPA)  
24/2, 28<sup>th</sup> Lane  
Off Flower Road  
Colombo 7  
Sri Lanka

Tel: +94 11 2565304, 2565306, 5552746, 5552748

Fax: +94 11 471460

E-mail: [cpa@sri.lanka.net](mailto:cpa@sri.lanka.net)

Website: [www.epalanka.org](http://www.epalanka.org)

December 2004

## CONTENTS

EXECUTIVE SUMMARY AND RECOMMENDATIONS .....	1
CMEV MONITORING.....	5
RECOMMENDATIONS .....	6
SUMMARIZED AUDIT REPORT .....	9
PART ONE: Pre Election Violence (Campaign) – Interim Report -31 <sup>st</sup> March 2004.....	13
PART TWO: Election Day, 2 <sup>nd</sup> April 2004	
2 <sup>nd</sup> Report - Polling Day 2 <sup>nd</sup> April 2004.....	39
3 <sup>rd</sup> Report - Polling Day 2 <sup>nd</sup> April 2004.....	41
Interim Report - 7 <sup>th</sup> April 2004.....	44
Election Day Incidents – SUMMARY BY POLLING DIVISION .....	47
PART THREE: Post Election Violence .....	103
ACKNOWLEDGEMENTS.....	115

## LIST OF FIGURES AND TABLE

### Pre Election Violence

Figure I	Comparison Between 2001 and 2004 General Elections – Total Number of Incidents .....	17
Table I	Alleged Perpetrators of Violence (Cumulative Figures).....	18
Table II	Offences Report (Cumulative Figures).....	19
Table III	Category Offences Carried Out by Each Party .....	20
Table IV	Tabulations of Party Affiliations of Perpetrators and Complainants (Cumulative Figures) .....	21
Table V	Description of Incidents Reported by Date.....	22
Table VI	Comparison of Incidents Reported with General Election 2001 .....	23
Figure 2	All Incidents by Type (1747).....	24
Figure 3	Major Incidents by Type (643).....	25
Figure 4	Major Incidents by Party of Alleged Perpetrator (643) .....	26
Figure 5	Minor Incidents b Type (1104) .....	27
Figure 6	Minor Incidents by Party of Alleged Perpetrator (1104).....	28
Figure 7	Profile of Alleged Major Violations by Party.....	29
Figure 8	Profile of Alleged UNF Violence: Major Incidents (336) .....	30
	Profile of Alleged UPFA Violence: Major Incidents (186)	
Figure 9	Profile of Alleged UNF Violence: Minor Incidents (484).....	31
	Profile of Alleged UPFA Violence: Minor Incidents (283)	

Figure 10	Allegations Against UPFA+UNF Vs. All Others (Major Incidents).....	32
Figure 11	Allegations Against UPFA+UNF Vs. All Others (Minor Incidents) .....	33
Figure 12	Complaints made by UNF (486) .....	34
	Complaints made by UPFA (833)	
Figure 13	Offences Report by Province .....	35
Figure 14	Offence Report by District .....	36

### **Election Day Violence**

Figure 15	Comparison of Election Day Incidents: Election Day 2004 with:.....	87
	A) Polling Day - Presidential Election 1999	
	B) Polling Day - General Election 2001	
Table VII	Alleged Perpetrators of Violence.....	88
Table VIII	Geographic Spread of Offences By Type of Offence.....	89
Table IX	Geographic Spread of Offences By Type of Offence.....	90
Table X	Alleged Offences by Party.....	91
Table XI	Alleged Offences by Party.....	92
Table XII	Tabulation of Party Affiliations of Perpetrators and Complainants .....	93
Table XIII	Breakdown of Election Day Related Offences .....	94
Figure 16	Total Number of Incidents by Party of Alleged Perpetrator .....	95

Figure 17	Total Number of Incidents by Province.....	96
Figure 18	Total Number of Complaints made by Party .....	97
Figure 19	Polling Centre related Incidents.....	98
Figure 20	Polling Centre related Incidents by District .....	99

### **Post Election Violence**

Table XIV	Alleged Perpetrators of Violence (Cumulative Figures).....	103
Table XV	Offences Report (Cumulative Figures).....	104
Table XVI	Category Offences Carried Out by Each Party (Cumulative Figures).....	105
Table XVII	Tabulation of Party Affiliations of Perpetrators and Complainants (Cumulative Figures) .....	106
Figure 21	Total Number of Incidents by Party of Alleged Perpetrator (108).....	107
Figure 22	All Incidents by Type (108).....	108
Figure 23	Major Incidents by Party of Alleged Perpetrator (46) .....	109
Figure 24	Major Incidents by Type (46).....	110
Figure 25	Minor Incidents by Type (62).....	111
Figure 26	Complaints made by UNF (77) .....	112
	Complaints made by UPFA (24)	
Figure 27	Offences Report by Province .....	113
Figure 28	Offences Report by District.....	114

# CENTRE FOR MONITORING ELECTION VIOLENCE

මැතිවරණ ප්‍රචණ්ඩකූලය නිරීක්ෂණ මධ්‍යස්ථානය

தேர்தல் வன்முறைகளைக் கண்காணிப்பதற்கான நிலையம்

## FINAL REPORT

2<sup>ND</sup> APRIL 2004 - GENERAL ELECTION

### EXECUTIVE SUMMARY AND RECOMMENDATIONS

#### a) The political context

The General Election of 2<sup>nd</sup> April 2004 was announced following a series of political events that reflected and in turn, reinforced the intensification of political competition and rivalry throughout the island.

At the end of October 2003, the LTTE submitted their proposal for an Interim Self-Governing Authority (ISGA) to the Government of Sri Lanka. This move was seen as a prelude to the commencement of talks between the Government and the LTTE, which had broken down in April 2003. Shortly afterwards, on November 3, President Kumaratunga exercised her executive powers and asserted her primary role in the political arena by taking over the three critical portfolios of Defense, Media and Information and the Interior and by proroguing Parliament for an initial period of two weeks. This brought the security forces and

Police entirely under her direct control and allowed her to effect changes in the state-owned media as well.

The President argued that her actions were necessitated by a deteriorating security situation in respect of the North and East. After some attempts to create a spirit of dialogue and negotiation within the southern Sinhala polity, with a view to a speedy return to the peace process, the Norwegian government announced on November 14 that they would be withdrawing from their role as facilitator of the Sri Lankan peace process until the situation improved.

Although the President exerted her authority over government at a time when Prime Minister Wickremasinghe was out of the island, soon after his return she invited him to join her in a 'national government'. The international community urged the President and the Prime Minister to arrive at a consensus on sharing power in the south and to move towards the recommencement of negotiations with the LTTE. A delegation of the European Union led by Chris Patten, Commissioner for External Relations visited the island in late November and lent their voice to the calls for a southern consensus and a return to the peace negotiations. During November and December, UNP Chairman Malik Samarawickrema and Presidential Advisor Mano Tittawella met regularly in order to reach a 'cohabitation' agreement. The prevailing tensions between the two mainstream southern political parties could not be resolved however, and a cohabitation agreement proved elusive. As a consequence, on 7<sup>th</sup> February 2004, the President dissolved Parliament and announced 2<sup>nd</sup> April as the date for fresh elections.

The dissolution of Parliament led to the formation of several new political coalitions and alliances. The PA (constituting the SLFP, the SLMP, the SLCP and the LSSP) aligned itself with the JVP in spite of what seemed to be opposing positions regarding the peace process. Ferial Ashraff's National Unity Alliance (NUA) remained within the fold of what became known as the United People's Freedom Alliance (UPFA). Tensions within the TULF emerged and resulted in a division between Mr. Anandasangaree, the Secretary, and other members. As a consequence, the Tamil National Alliance (TNA) was no longer able to contest the election under the TULF symbol of the rising sun and had to return to the old Federal Party nomenclature, the Ilankai Tamil Arasu Kachchi (ITAK). Other minority parties such as the Sri Lanka Muslim Congress (SLMC) and the Ceylon Workers' Congress (CWC) contested the election in alliance with the United National Party (UNP) under the United National Front (UNF) banner. A notable feature of the election was the entry of members of the Buddhist Sangha into the electoral fray. In alliance with the Sihala Urumaya Party they contested under the banner of the Jathika Hela Urumaya (JHU).

Issues such as the voting rights of displaced persons, the use of National Identity Cards for purposes of identification for obtaining one's vote, and the voting rights of migrant workers which had been raised time and again by political parties and by election monitoring groups over the past years remained unresolved as the General Election of 2004 approached. The voting rights of persons living in areas under LTTE control in the North and East was a matter of particular concern.

Following a series of discussions between the LTTE and government officials regarding the latter issue, arrangements were made to set up 'clustered' polling booths in 'no man's land' between the areas controlled by the Government and the LTTE, respectively, in the Vanni and the North as well as in the Government controlled areas adjacent to the LTTE controlled areas in the East. Although there were many issues of security and logistics, such as transport, these were resolved to the extent that a large number of voters residing in areas controlled by the LTTE had the opportunity to exercise their franchise for the first time in over 15 years. However, the LTTE did not permit any other political party or group to campaign within the areas under their control. Consequently, these voters were denied the right to exercise a free and informed choice of candidate at the polls.

The decision by the LTTE's Eastern leader, 'Karuna' to carve out a special role for the Eastern Tamils in terms of the LTTE political and administrative structures in March 2004 was met with resistance by the Vanni-based leadership. This led to tensions emerging in the North and East throughout the election campaign period. The fact that the 05 politically motivated killings that took place during the campaign were carried out in the Eastern Province, bears testimony to the seriousness of the situation.

#### **b) Organization of the Election**

Nominations for the Parliamentary elections were received at the District level commencing 17<sup>th</sup> February 2004. By the time nominations closed on 24<sup>th</sup> February 2004, candidates from 24 political parties (from a total of 51 political parties registered with the Elections Commissioner) and 192 independent groups had filed their nomination papers.

The number of registered voters for this election was 12,899,038 covered by 10,670 polling centres. In the North and East, 'cluster' polling stations were set up for the voters living in the areas under LTTE control.

The April 2004 General Election was the first to benefit from the powers and institutions provided for under the 17<sup>th</sup> Amendment to the Constitution, passed in September 2001. Civil society pressure in particular, based on the level of violence and malpractice in previous elections, served as the catalyst for this amendment. The 17<sup>th</sup> Amendment provided for the establishment of a number of independent commissions including an Elections Commission, Police Commission and Public Service Commission. All commissions were to be nominated by the Constitutional Council which was constituted in March 2002. Deadlock between the President and the Constitutional Council over the members of the Election Commission has prevented the establishment of this crucial institution. However, the 17<sup>th</sup> Amendment empowers the Commissioner of Elections to exercise all the powers of the Commission until it is duly constituted.

Consequently, the Commissioner of Elections, Mr. Dayananda Dissanayake remained in control of the entire elections operation, while the Police Department appointed a Deputy Inspector General (DIG) to be the senior Police officer in charge of the Police Elections Secretariat situated at Police Headquarters in Colombo.

A key feature of these elections was the determination of the Election Commissioner to exercise the powers made available to him under the 17<sup>th</sup> Amendment. Whilst these powers could have been more forcefully exercised for instance over the state

controlled media, the annulment of polls and re polling in certain areas, the performance of the Election Commissioner was widely cited as being responsible for the low level of violence and malpractice outside of the North and East. Also cited in this respect was the role of the Police augmented by that of the National Police Commission, despite some criticism of police transfers made during this period.

The April 2004 General Election was also the first election in which the Commissioner granted local monitors official permission to enter Polling Centres on Election Day. However, permission was not extended to Counting Centres.

#### **c) The Election Campaign**

Throughout the election campaign, the Police were vigilant in the maintenance of election laws and, for example, tore down posters which contravened those laws on a regular and systematic basis with the cooperation of municipal and local government employees. While the active engagement of the Police in this matter was helpful to smaller candidates carrying out their campaigns, it also acted as a deterrent to some types of violence. For example, in the April 2004 there were far less a number of complaints regarding attacks on party members and supporters while putting up posters than before.

As in previous elections, there continued to be concern regarding the manipulation of the electoral process by both the state-owned and privately-owned media. Organizations that monitored the media during the campaign, including the Centre for Policy Alternatives (CPA) a constituent member of CMEV, commented on the blatant bias reflected in different sections of the media according to their political affiliation. As in other elections, in

this one too, when the issue of pro-government bias within the state-owned media was raised, the response from the government was to justify this on the grounds that the privately-owned media blatantly favoured the opposition. Thus, the issue of the role of the state-owned media during an election campaign continued to be as contentious during the April 2004 elections as in previous elections.

CMEV repeatedly called upon the Commissioner of Elections to exercise his powers under the 17<sup>th</sup> Amendment and appoint a Competent Authority to take over the Sri Lanka Rupavahini Corporation and the Sri Lanka Broadcasting Corporation. The Commissioner did so on 29<sup>th</sup> March 2004, the first of the two day interregnum between the end of the campaign and polling day. No campaigning is permitted on these two days.

CMEV also expressed concern over the high rate of use of fire-arms in incidents of violence during the election.<sup>1</sup> Although there have been sporadic attempts made by the authorities to recover unlicensed fire arms in the hands of politicians and their supporters, CMEV is of the opinion that the presence of large numbers of such weapons in the hands of unauthorized persons continues to pose a grave threat to the integrity of the electoral process.

#### **d) North and East**

The most disturbing acts of violence during the election campaign were from the Eastern Province, where tensions between two factions of the LTTE exacerbated the levels of fear and

intimidation in general. Reiteration of the issues raised in CMEV statements during the election campaign is therefore in order.

- On 1<sup>st</sup> March , Mr. Sinnethamby Sunderamapillai, UNF candidate for Batticaloa District, was shot dead while warded in the General Hospital in Batticaloa for treatment following injuries sustained in an earlier attack.
- On 2<sup>nd</sup> March, Mr. Ponniah Rajendran, member of the EPDP, was shot dead in Valaichchenai (Batticaloa District) outside the EPDP office;
- On 17<sup>th</sup> March , the body of a worker in the SLMC office in Sammanturai was found under suspicious circumstances;
- On 23<sup>rd</sup> March, T. Tiruchelvam, Senior Lecturer of the Agriculture Faculty at the Eastern University in Batticaloa was shot and injured at his home in Kallady, Batticaloa;
- On 27<sup>th</sup> March, Government Agent and Chief Returning Officer for the Elections in Batticaloa, Mr. R. Maunaguruswamy was shot and injured in Pillayaradi, Batticaloa;
- On 30<sup>th</sup> March, TNA candidate Mr. Rajan Sathyamoorthy was shot and killed in Batticaloa along with his brother-in-law, Mr. Kanagasabai;

In addition, Tamil politicians and candidates were targeted outside the Eastern Province including in Colombo, with two incidents of Attempted Murder recorded for 27<sup>th</sup> March 2004. On attempt was made on the life of former UNF Minister for Hindu Affairs while the other was on Kandiah Sangaran, candidate on the National List of the EPDP.

---

<sup>1</sup> Press Release of March 18, 2004

This situation of heightened insecurity in the North and East imposed severe constraints on candidates from all political parties in carrying on with their election campaign. Direct threats as well as the general atmosphere of fear and intimidation led to the resignation of several candidates. In addition, recruiting polling agents for Election Day became a problem for many of the non-TNA candidates.

In this context, CMEV reaffirmed its position that the ability of all candidates to campaign throughout the North and East was ‘integral to a free and fair election’ and reiterated its conviction that ‘every voter in Sri Lanka must be able to exercise their franchise and must also be able to make a free and fair choice between contesting political parties and candidates.’<sup>2</sup>

CMEV called on the Police and the LTTE as ‘the two main actors who have the capacity to ensure the safety and security of all candidates and their supporters in the North and East’<sup>3</sup> to take on their primary responsibility in this regard and demonstrate that rhetorical commitments are backed up with effective action. CMEV cited the judgement delivered by the Supreme Court of Sri Lanka in December 2000 in the case of Mediwaka and others vs. the Commissioner of Elections, in which it has been clearly stated that ‘A genuine democratic election by universal and equal suffrage demands....ensuring that during the pre-election period all candidates are allowed the freedom to campaign on equal terms and without unreasonable restrictions, with election laws being enforced, and uniformly enforced...’ It also quoted the Amnesty International Press Release of 27<sup>th</sup> February 2004, in which the organization expressed its particular concern ‘that candidates and supporters of

the Tamil political parties not allied to the Tamil National Alliance (TNA) – which the LTTE is backing in the elections’ – may become targets for assassination.

#### **e) Election Day: 2<sup>nd</sup> April**

The initial statement issued by CMEV on Election Day, 2<sup>nd</sup> April 2004, stated that the General Election had been ‘considerably and qualitatively less violent’ than that of December 2001.

However, CMEV issued separate reports on the monitoring of the polls in the Jaffna and Digamadulla Districts of the North and East.

In the report on the Jaffna District, CMEV stated that polling in that district had been subjected to well-organized and systematic impersonation, and therefore called for an annulment of the poll followed by a re-poll of the District.

In its report on the Batticaloa and Digamadulla Districts, CMEV referred to reports of the intimidation of polling agents and widespread impersonation and called for an annulment of the polls in the Polling Divisions of Sarmanturai, Putovil and Kalmunai and a re-poll of these Divisions.

#### **CMEV MONITORING**

By the end of April 2004, a total of 2,303 incidents of violence were identified by CMEV as election related. Of this total, 448 occurred on Polling Day followed by 108 incidents of violence during the post election period, including 02 Murders. On Polling Day, CMEV observed 6,845 Polling Centres. CMEV stationary Monitors were deployed in 4,074 of these throughout the voting process. Three hundred and seventy four (374) Polling Centres were identified as

<sup>2</sup> CMEV Press Release of March 1, 2004

<sup>3</sup> Press Release of March 2, 2004

problematic on account of malpractices and incidents of violence in the vicinity.

On Polling Day, CMEV deployed 34 staff members in its Colombo HQ, 20 District Coordinators in 20 districts, 153 Field Monitors in 141 Polling Divisions and 4,074 Election Day Monitors who observed 6,845 Polling Centres. Colombo staff included Provincial Coordinators and Assistant Coordinators as well as the members of the Tabulation Team. Seventy five (75) individuals were deployed in 32 Mobile Teams on Election Day and 25 International Observers were deployed along with interpreters and other support staff. Election Day Monitors and Mobile Team Monitors aside, all other Monitors were deployed throughout the campaign. International Observers were deployed two weeks to ten days before Polling Day.

The structure of the monitoring exercise was the same as employed in previous elections with Field Monitors in Polling Divisions throughout the campaign reporting to District Coordinators and to their Provincial counterparts in the Colombo HQ. Information received from the field was corroborated at both District level and by the Colombo HQ staff before being incorporated in Media Communiques for release to the public. Approximately 30 Election Day Monitors for each Polling Division were deployed on Election Day<sup>4</sup>. CMEV monitored post-election violence from 3<sup>rd</sup> to 10<sup>th</sup> April 2004.

---

<sup>4</sup> Please note that the number of monitors mentioned here represents the actual figure, and is different from the numbers mentioned in the CMEV Interim Report on the Campaign of 31<sup>st</sup> March 2004, reproduced below in the section on **Pre Election Violence**, and the CMEV Interim Report on Election Day of 7<sup>th</sup> April 2004, reproduced below in the section on **Election Day Violence**. The said Interim Reports contain available figures as of the dates of issue, but have been subsequently revised to represent the accurate number of monitors deployed by CMEV.

The figures provided in the CMEV Interim Reports of 31<sup>st</sup> March and 7<sup>th</sup> April 2004, pertaining to the election campaign and Election Day violence (reproduced in the sections on **Pre Election Violence** and **Election Day Violence**, respectively, below) are provisional ones, as were available at the time of issue. The **final tally** of all incidents during the campaign and on Election Day following the collation and tabulation of all reports is provided, in the figures and tables following the Interim Reports in the sections on **Pre Election Violence** and **Election Day Violence**<sup>5</sup>.

In addition to its monitoring of election violence and malpractice, CMEV collaborated with the Sri Lanka chapter of Transparency International (TI) and the Institute of Human Rights on a Programme for the Protection of Public Resources (PPPR). This programme monitored the misuse of public property during the General Election of April 2004. PPPR has published a separate report on its findings. CMEV also launched an island wide poster campaign against electoral violence and malpractice.

## RECOMMENDATIONS

The Election Commission as provided for under the 17<sup>th</sup> Amendment should be constituted without delay. It is indeed ironic that the commission dealing with the area of democratic practice that provided the catalyst for the 17<sup>th</sup> Amendment has not been established.

---

<sup>5</sup>Final tally of Pre Election Violence: Figures 01 – 14, Tables I – VI; Election Day Violence: Figures 15 – 20, Tables VII – XIII; Post Election Violence: Figures 21 – 28, Tables XIV – XVII.

In previous elections as well, CMEV focused on the need to effect changes to the procedure for applying and obtaining postal votes. In the April 2004 General Election, CMEV monitors recorded complaints of government servants who had been unable to cast their votes due to bureaucratic tangles. For example, the form requesting allocation of postal votes requires the applicant to record the number and location of his or her polling station. Many voters did not have this information, and their forms were rejected on the basis that they were incomplete. The application procedure for postal votes should be made more user friendly and less complicated.

The issue of the franchise of Sri Lankans temporarily resident abroad, especially the franchise of the migrant worker community, was once again raised by several groups. Laws need to be reformulated in order to ensure that these citizens are able to exercise their franchise through a system of registration and voting at Sri Lankan embassies and missions abroad.

Once again, the issue of streamlining the updating of Voter Registers is a critical factor that needs attention. For example, the process needs to be made as watertight as possible in order to prevent any arbitrary striking off of voters by Grama Sevakas and other local government officials, and to ensure that names of those who are deceased and those who have moved away from an address where previously they held a vote, are struck off the list.

The issue of training and monitoring election officials as well as polling agents fielded by various political parties needs to be a continuing area of focus. In particular, these persons need to be apprised of their rights, in terms of their capacity to make decisions

and to call on law enforcement authorities to support them in their work.

Presiding Officers at Polling Stations also need to be made aware of the critical value of having polling agents representing all political parties and groups contesting the elections present on election day throughout the entire period of the polling. CMEV Monitors observed that the presence or absence of polling agents can be a decisive factor in terms of irregularities in a given Polling Station.

Changing the methods and procedures of delivering polling cards to voters is another area that needs substantial overhaul.

CMEV has always maintained that in the interest of greater transparency and accountability, the total number of votes polled at each Polling Centre should be made public. This would satisfy monitors, observers and voters that there are no discrepancies between the number of votes cast and the number of votes counted. This will in no way compromise the principle of a secret ballot since it would only be a total figure that is released to the public.

CMEV also reaffirms the need to have far more strict and stringent laws that regulate election-related advertising during the campaign period, applicable to both the state and privately-owned media. The gross misuse of the print and electronic media during the election campaign of 2004 underscores the argument that clear and enforceable Guidelines should be drawn up in consultation with political parties, civil society organizations, media organizations and institutions and election monitoring groups in order to strengthen the powers given to the Commissioner of Elections in the 17<sup>th</sup> Amendment to the Constitution.

CMEV reiterates its conviction that the results of an election should be declared null and void and a re-poll called for if polling agents, election monitoring groups and presiding officers declare that there have been irregularities in any Polling Station.

A key factor that emerged from the General Election of 2004 has been the high level of intimidation of political parties, candidates and supporters in the North and East and the inability of many of them to run an election campaign in these areas. This situation, makes a travesty of the notion of a free and informed choice of candidate by voters and is an issue that should be addressed as a matter of priority. The violence and malpractice that occurred in the April 2004 election cannot be allowed to continue if there is a serious commitment to democracy in the North and East.

Law enforcement officers should be empowered to take swift action to investigate complaints of election related violence and malpractice and to take alleged perpetrators into custody. In order to do this, they should be confident that they can act free of political pressure or undue influence from any political party or leadership.

Political parties should also commit themselves to take immediate disciplinary action against their members and supporters who are found to be involved in election-related violence or malpractice. The continued use of fire-arms including unlicensed fire-arms in this election campaign reaffirms our commitment to demand that all political parties and the Police take every step necessary to repossess and confiscate fire-arms being unlawfully used by politicians and their supporters.

Official permission granted to domestic Election Monitors to enter Polling Centres should be extended to Counting Centres as well so as to facilitate a comprehensive civil society contribution to the protection and enhancement of the integrity of the electoral process.



Dr. P. Saravanamuttu  
Co- Convenor



Sunanda Deshapriya  
Co- Convenor



Sunila Abeysekera  
Co- Convenor

# JOE MUTTUPULLE & CO.

252-A, 2<sup>nd</sup> Floor,  
Galle Road,  
Colombo - 4.

Chartered Accountants

Telephone : 501130  
Tele / Fax : 075 - 337072

J.G.D.R. MUTTUPULLE, F.C.A.  
M.N.G.C. PERERA, B.Sc. Hons. (Lond.) F.C.A.  
Mrs. N. MUTTUPULLE, A.C.A., A.C.M.A.

## CENTRE FOR MONITORING ELECTION VIOLENCE CENTRE FOR POLICY ALTERNATIVES NO. 24/2, 28TH LANE, OFF FLOWER ROAD, COLOMBO 7.

### GENERAL ELECTIONS APRIL 2004 Summarised Statement of Receipts and Payments for the Period from 1st February 2004 to 31st May 2004


	BUDGET Rs	ACTUAL Rs
<b>RECEIPTS</b>		
The National Democratic Institute for International Affairs (NDI)	14,266,650.00	11,788,100.50
The Canadian International Development Agency	3,500,000.00	3,500,000.00
The Australian High Commission	5,901,887.00	5,901,887.00
The Royal Netherlands Embassy	5,494,500.00	4,395,600.00
The Norwegian Agency for Development Cooperation (NORAD)	5,649,386.38	5,649,386.38
	<b>34,812,423.38</b>	<b>31,234,973.88</b>
<b>LESS: PAYMENTS</b>		
Head Office Expenditure (Wages)	1,518,500.00	1,399,496.00
Head Office Expenditure (Others)	4,692,600.00	4,548,027.78
Field Expenditure (Wages)	4,225,000.00	2,581,668.00
Other Field Expenditure	4,338,900.00	3,730,247.19
Election Day Expenditure	2,344,000.00	2,193,814.12
Expenses for Post Election Monitoring	300,000.00	71,209.95
Printing of the Final Report	1,412,500.00	15,500.00
Public Media Campaign in Three Languages	3,525,000.00	2,659,235.89
International Observers	23,000,000.00	5,261,612.63
Monitoring of Abuse of Public Resources	-	475,000.00
	<b>45,356,500.00</b>	<b>22,935,811.56</b>
<b>SUB TOTAL</b>	<b>45,356,500.00</b>	<b>22,935,811.56</b>
<b>SURPLUS/DEFICIT BEFORE PROVISIONS</b>	<b>(10,544,076.62)</b>	<b>8,299,162.32</b>
<b>PROVISIONS</b>		
Printing of Final Report		1,453,661.60
Audit Fees		20,000.00
<b>TOTAL</b>		<b>1,473,661.60</b>
<b>SURPLUS/DEFICIT AFTER PROVISIONS</b>		<b>6,825,500.72</b>
<b>REPRESENTED BY</b>		
The Surplus from		
The National Democratic Institute for International Affairs (NDI)		2,550,014.34
The Norwegian Agency for Development Cooperation (NORAD)		5,374,386.38
		7,924,400.72
The Deficit from		
The Australian High Commission		(1,098,900.00)
		<b>6,825,500.72</b>

**Note** - The General Elections were held on 2nd April 2004.

Audited and found to be correct.

*Joe Muttupulle*  
**CHARTERED ACCOUNTANTS**

Colombo  
Date: 16th November 2004



# **PRE ELECTION VIOLENCE (CAMPAIGN)**

# CENTRE FOR MONITORING ELECTION VIOLENCE

මැතිවරණ ප්‍රචණ්ඩකූලය නිරීක්ෂණ මධ්‍යස්ථානය

தேர்தல் வன்முறைகளைக் கண்காணிப்பதற்கான நிலையம்

## INTERIM REPORT

(31<sup>st</sup> MARCH 2004)

### 2004 GENERAL ELECTION

The Centre for Monitoring Election Violence (CMEV) was formed in 1997 by the Centre for Policy Alternatives (CPA), the Free Media Movement (FMM) and the Coalition Against Political Violence as an independent non-partisan organization to monitor the incidence of election – related violence. CMEV has monitored every national, provincial and local election since 1997, including the last Presidential Election (1999) and the General Elections of 2000 and 2001. The Centre for Policy Alternatives (CPA) functions as the Secretariat of CMEV.

CMEV appoints Field Monitors to Polling Divisions, Coordinators at both District and Provincial Levels and approximately 30 Monitors or Election Day Monitors in each Polling Division on the day of the polls. Mobile Teams are also deployed on Election Day. Information on the incidence of election related violence is

corroborated at the level of the Polling Division, District Coordinator and finally Provincial Coordinator levels, before it is released to the media. All Media Releases and Reports are signed by the three Co-Convenors, Ms. Sunila Abeysekera, Mr. Sunanda Deshapriya and Dr. Paikiasothy Saravanamuttu. CMEV Monitors sign a pledge affirming their commitment to independent, non partisan monitoring and are trained before deployment.

In addition to local Monitors at all levels, CMEV also deploys International Observers to work with its local Monitors in the field, two weeks to ten days before polling day and on polling day. International Observers are recruited from international civil society organizations and have worked in the human rights and development fields as practitioners, activists and academics.

On Election Day, CMEV will have 4584 Monitors plus 20 International Observers, making a total of 4604 Monitors.

### Funding

For the monitoring exercise of the April 2004 Election, CMEV has received financial assistance from the following:

Canadian International Development Agency (CIDA)	- Rs. 3,500,000.00
Aus Aid	- Rs. 5,901,887.00
NORAD	- Rs. 5,500,000.00
The Royal Netherlands Embassy	- Rs. 5,450,000.00
National Democratic Institute (NDI), USA (Money forthcoming)	- Rs. 14,550,000.00

TOTAL = Rs. 34,901,887

Funds received are spent on the expenses of Monitors in the field throughout the campaign and on Election Day (including telephone, fax and travel as well as the setting up of District level CMEV offices), the CMEV headquarters and staff in Colombo for a period of three months, the publication of reports including the Final Report in all three languages, the public interest media campaign and the expenses of International Monitors including airfares.

## Introduction

CMEV has monitored the situation relating to incidents of election-related violence including violations of election law from the commencement of nominations (17 February 2004). This Report deals with the period 17 February 2004 to 30 March 2004.

CMEV Media Releases have reiterated the critical role of the Elections Commissioner, the Police Commission and the Police Department in ensuring a violence-free election campaign and a free and fair election on April 2, 2004. We have commended the steps that have been taken by these two key institutions to ensure a violence-free campaign and defended their right to act free of political interference.

CMEV has also constantly appealed to the political parties and groups contesting in this election to conduct their campaign and propaganda activities with full respect for the democratic rights of the citizens of this country. We have maintained that upholding the principle of a free and fair election requires that candidates and parties have a right to campaign and propagate their views among the public. Further, that voters have a right to receive this information from all parties contesting the elections, so that they

may make a free and fair choice of the party and candidate of their preference.

We have in particular been concerned by many reports of assault on property and persons, including those involving the use of fire arms. This points to a high level of intolerance of political and ideological diversity, which is a critical feature of democracy. The fact that supporters of senior politicians have been involved in these incidents is one of the most disheartening factors that have come to light in our monitoring.

### a) Profile of Violence

Of a cumulative total of 1485 incidents, 540 (36.4%) have been classified as Major Incidents. The highest number of incidents of violence, both Major and Minor, have been recorded in the Colombo District (152 or 10%). The highest number of Major Incidents have been recorded in the Digamadulla District (56 or 10.4%) followed by the Kurunegala District with 55 or 10.2% and Puttalam with 44 or 8.1%. The highest number of Murders has been in the Batticaloa District with 4 or 80% of all Murders.

The highest number of complaints have been made by UPFA (726 or 49%). The party which has been identified in the most number of complaints as the Alleged Perpetrator is the UNF (714 or 48%). The corresponding statistic with regard to Major Incidents only, is the UNF (286 or 53%).

The largest number of complaints made against the UNF has been by the UPFA – 547 or 75% of all complaints made by the UPFA. The UNF has made 266 complaints against the UPFA or a total of 66% of all complaints made by the UNF. The Police have lodged

224 or 15% of all complaints made. Of these 89 each or 39.8% are against the UPFA and UNF respectively.

#### **b) North and East**

The situation in the North and East has been a special area of focus in our work. In the North, we are extremely disturbed by reports that the TNA supported by the LTTE, has made it virtually impossible for other Tamil parties and groups to carry on with a campaign. We have received many reports of attacks and intimidation of supporters of Mr. Anandasangaree of the TULF and of members of the EPDP and reiterate that in such an environment, conducting a free and fair election in the Jaffna District, remains extremely doubtful.

In the East, we have seen five murders – a UNF candidate, Mr. S. Sunderampillai, an EPDP member Mr. P. Rajendran, SLMC supporter Mr. Kaldeen Sana, TNA candidate Mr. R. Sathiyamoorthi and TNA supporter Mr. Kanagasabai. CMEV condemns these murders. We note that in none of these cases have any of the assailants been apprehended. The shooting of Mr. R. Maunaguruswamy, Batticaloa GA and Chief Returning Officer for the District, as the election campaign reached its conclusion is equally contemptible and once again casts a shadow over the holding of a free and fair election.

We have previously reiterated that the Police and the LTTE are the two actors who have the capacity to ensure the safety and security of all candidates and supporters in the North and East. Sadly, they have not been able to fulfill their obligations in this regard. Although we had hoped that the Amnesty International note of caution that ‘candidates and supporters of the Tamil political parties not allied to the TNA may become targets of assassination’ would turn out to be

misplaced, the tragic reality has been that the election campaign in the North and East has turned out to be fraught with violence and flagrant disregard for the democratic rights of the citizens of these areas.

The rights of voters in those areas of the North and East that are under LTTE control have become a major focus of attention, especially in the international community. While the focus has been on the establishment of clustered polling stations in areas outside the military control of both the Sri Lanka army and the LTTE and the provision of transport and other facilities to enable the more than 200,000 voters in these areas to exercise their franchise for the first time in over 15 years, there has been no focus on the rights of these voters to receive information regarding the different political parties and groups that seek their vote, in order to enable them to make an informed and free choice of candidate. Given a situation where no group other than the TNA has been able to enter and canvass for votes in these areas, once again the issue of whether an election held under such circumstances could be considered to be free and fair remains an issue.

#### **c) Postal Voting**

With regard to the postal voting, there has been a great deal of confusion regarding the process, and we hope that the Elections Commissioner will clarify the problems he and his officers are said to have confronted in carrying out the postal voting. We have been assured that all those entitled to cast their postal vote but have not, will be able to do so right up to the time that polling closes at 4 p.m. on 2 April 2004. We hope that all postal voters who have not been able to vote as yet, will be able to avail themselves of this extension.

#### d) Media and Misuse of State Resources

We are also concerned about the role played by the media in this election campaign, especially by the bias blatantly displayed by the state-owned and controlled media. CMEV welcomes the decision of the Election Commissioner to appoint a Competent Authority in respect of Rupavahini and the Sri Lanka Broadcasting Corporation. We have intervened in the fundamental rights petition of


The Programme for the Protection of Public Resources has also continually voiced their concerns regarding the abuse of public property in the election campaign by all those parties in power.

#### **Conclusion**


Although in the beginning of the campaign CMEV had noted a lower rate of incidence of violence than in previous elections, in the last week of the campaign we have recorded a sudden and steep increase in such incidents. Given that areas of violence on Election Day are in turn closely co-related to areas of violence during the campaign, we are apprehensive of what this increase may mean.

In this context, we urge all political parties contesting these elections to ensure that their leaders, candidates and supporters act with due respect for democratic ethics and principles on Election Day, and ensure that the results of the election will be acceptable to all democratic citizens of this country as well as to the entire world. We call on everyone to extend their support to the Election Commissioner and his officials as well as to the Police.

We urge the citizens of Sri Lanka to exercise their franchise without any fear, to elect a candidate and a party of their choice and to ensure that all others are able to enjoy the same right as well.



Dr. P. Saravanamuttu  
Co- Convenor

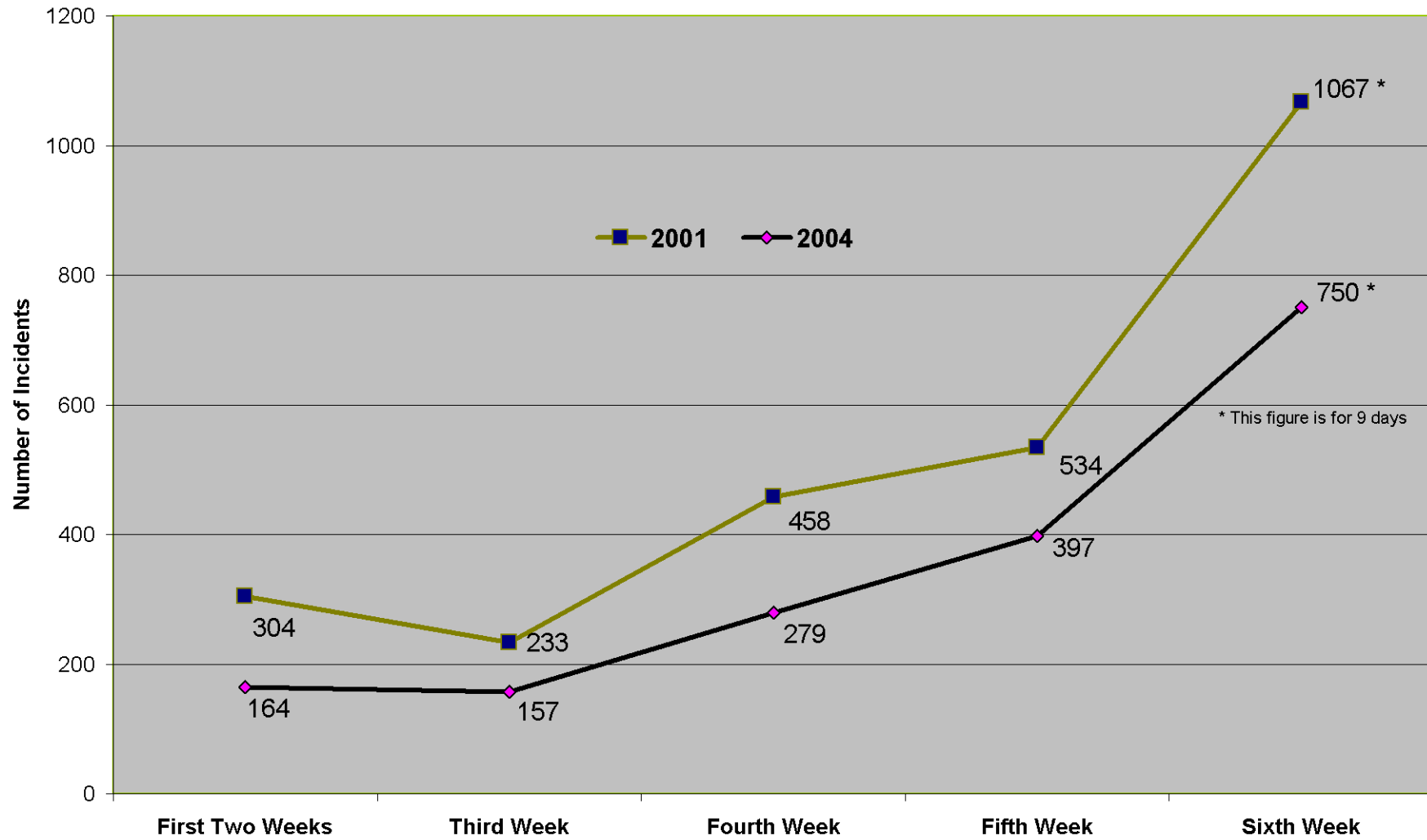


Sunanda Deshapriya  
Co- Convenor



Sunila Abeysekera  
Co- Convenor

### Comparison Between 2001 and 2004 General Elections TOTAL NUMBER OF INCIDENTS



## Alleged Perpetrators of Violence (Cumulative Figures)      Date: 01/04/2004

AREA / PARTY	UPFA										UNF				JHU	ITAK	EPDP	NLA	LP	IND.	POLICE	LTTE	A - Z	PNG	TOTAL		
	SLFP	JVP	MEP	NUA	MP	DVJP	CP	LSSP	AG	UPFA	UNP	SLMC	CWC	UCPF												UNF	
<b>Western</b>																											
Colombo	3	5								39	24			1	34	5	1				1		1	45			
Gampaha	2	7		1						33	29				21	3					3		1	38			
Kalutara		2								13	7				11						1			15			
<b>Total (Western)</b>	<b>5</b>	<b>14</b>	<b>0</b>	<b>1</b>	<b>0</b>	<b>0</b>	<b>0</b>	<b>0</b>	<b>0</b>	<b>85</b>	<b>60</b>	<b>0</b>	<b>0</b>	<b>1</b>	<b>66</b>						<b>5</b>	<b>0</b>	<b>2</b>	<b>98</b>			
	Total										105	Total				127	8	1	0	0	0	0	5	0	2	98	346
<b>Central</b>																											
Kandy		3								30	17				23						1			10			
Matale	1	3								19	25				20	1							1	5			
Nuwara Eliya		1								13	17		3	2	18			1			3			9			
<b>Total (Central)</b>	<b>1</b>	<b>7</b>	<b>0</b>	<b>0</b>	<b>0</b>	<b>0</b>	<b>0</b>	<b>0</b>	<b>0</b>	<b>62</b>	<b>59</b>	<b>0</b>	<b>3</b>	<b>2</b>	<b>61</b>						<b>4</b>	<b>0</b>	<b>1</b>	<b>24</b>			
	Total										70	Total				125	1	0	0	1	0	0	4	0	1	24	226
<b>North Western</b>																											
Kurunegala		1								18	33				39									12			
Puttlam		1								17	40	1			16								2	5			
<b>Total (North Western)</b>	<b>0</b>	<b>2</b>	<b>0</b>	<b>0</b>	<b>0</b>	<b>0</b>	<b>0</b>	<b>0</b>	<b>0</b>	<b>35</b>	<b>73</b>	<b>1</b>	<b>0</b>	<b>0</b>	<b>55</b>												
	Total										37	Total				129	0	0	0	0	0	0	0	2	17	185	
<b>North Central</b>																											
Anuradhapura		6								24	30				34	1					1			11			
Polonnaruwa	2									5	8				13									2			
<b>Total (North Central)</b>	<b>2</b>	<b>6</b>	<b>0</b>	<b>0</b>	<b>0</b>	<b>0</b>	<b>0</b>	<b>0</b>	<b>0</b>	<b>29</b>	<b>38</b>	<b>0</b>	<b>0</b>	<b>0</b>	<b>47</b>												
	Total										37	Total				85	1	0	0	0	0	1	0	0	13	137	
<b>Southern</b>																											
Galle		1								36	21				28						2			54			
Hambantota		2								5	5				5						2		1	7			
Matara		8								21	14				23						1			44			
<b>Total (Southern)</b>	<b>0</b>	<b>11</b>	<b>0</b>	<b>0</b>	<b>0</b>	<b>0</b>	<b>0</b>	<b>0</b>	<b>0</b>	<b>62</b>	<b>40</b>	<b>0</b>	<b>0</b>	<b>0</b>	<b>56</b>						<b>5</b>	<b>0</b>	<b>1</b>	<b>105</b>			
	Total										73	Total				96	0	0	0	0	0	5	0	1	105	280	
<b>Uva</b>																											
Badulla	3	1								21	27				17						1			7			
Monaragala										13	7				19						3			9			
<b>Total (Uva)</b>	<b>3</b>	<b>1</b>	<b>0</b>	<b>0</b>	<b>0</b>	<b>0</b>	<b>0</b>	<b>0</b>	<b>0</b>	<b>34</b>	<b>34</b>	<b>0</b>	<b>0</b>	<b>0</b>	<b>36</b>						<b>4</b>	<b>0</b>	<b>0</b>	<b>16</b>			
	Total										38	Total				70	0	0	0	0	0	4	0	0	16	128	
<b>Sabaragamuwa</b>																											
Ratnapura		1								32	24				35						1			17			
Kegalle		2								19	15				9									6			
<b>Total (Sabaragamuwa)</b>	<b>0</b>	<b>3</b>	<b>0</b>	<b>0</b>	<b>0</b>	<b>0</b>	<b>0</b>	<b>0</b>	<b>0</b>	<b>51</b>	<b>39</b>	<b>0</b>	<b>0</b>	<b>0</b>	<b>44</b>						<b>1</b>	<b>0</b>	<b>0</b>	<b>23</b>			
	Total										54	Total				83	0	0	0	0	0	1	0	0	23	161	
<b>Northern</b>																											
Jaffna										1	5				1		3	1				9	2	8			
Vanni										1	5	0	0	0	1		4				3			3			
<b>Total (Northern)</b>	<b>0</b>	<b>0</b>	<b>0</b>	<b>0</b>	<b>0</b>	<b>0</b>	<b>0</b>	<b>0</b>	<b>0</b>	<b>1</b>	<b>5</b>	<b>0</b>	<b>0</b>	<b>0</b>	<b>1</b>						<b>12</b>	<b>2</b>	<b>11</b>	<b>40</b>			
	Total										1	Total				6	0	7	1	0	0	0	12	2	11	40	
<b>Eastern</b>																											
Batticaloa								1	4			26			1		3	1				4	1	20			
Trincomalee		1							4		2	3			2	1	1				1	2		4			
Digamadulla		1						1	42		6	55			4		7				4	4		38			
<b>Total (Eastern)</b>	<b>0</b>	<b>2</b>	<b>0</b>	<b>0</b>	<b>0</b>	<b>0</b>	<b>0</b>	<b>2</b>	<b>50</b>	<b>8</b>	<b>84</b>	<b>0</b>	<b>0</b>	<b>7</b>						<b>5</b>	<b>10</b>	<b>1</b>	<b>62</b>				
	Total										54	Total				99	1	11	1	0	0	0	5	10	1	62	244
<b>GRAND TOTAL</b>	<b>11</b>	<b>46</b>	<b>0</b>	<b>1</b>	<b>0</b>	<b>0</b>	<b>0</b>	<b>0</b>	<b>2</b>	<b>409</b>	<b>356</b>	<b>85</b>	<b>3</b>	<b>3</b>	<b>373</b>												
	Total										469	Total				820	11	19	2	1	0	0	25	22	9	369	1747

## Offences Report (Cumulative Figures)

Date: 01/04/2004

AREA / OFFENCE	Major Incidents											Minor incidents						Total # of Incidents	Remarks		
	Murder	Att. Murder	Hurt	Griev. Hurt	Assault	Threat & Intimid.	Misuse of State Resources	Robbery	Arson	Abduction	Major (Total)	Mischief	Threat	Damage to Property	Election Offence	Others	Minor (Total)		Firearms Involved	Poll., Related	Postal Vote Related
<b>Western</b>																					
Colombo		2	5	1	15	4	1			1	28	10	34	1	80	6	131	8		1	
Gampaha			7	1	19	6		1	1		35	6	35	5	56	1	103	9	1		
Kalutara			5	1	10					1	17	7	12	2	11		32	1		1	
Sub Total (Western)	0	2	17	2	44	10	1	1	1	2	80	23	81	8	147	7	266	18	1	2	
<b>Central</b>																					
Kandy			13	1	15	4	1	1	1	1	37	8	22	8	9		47	6	1		
Matale			1		16	2					19	3	29	3	20	1	56			1	
Nuwara Eliya			6		12	2	2				22	5	23	4	13		45	2		3	
Sub Total (Central)	0	0	20	1	43	8	3	1	1	1	78	16	74	15	42	1	148	8	1	4	
<b>North Western</b>																					
Kurunegala		2	28	1	24	5		2			62	5	15	18	3		41	12		1	
Puttiam			12	3	23	4		2		1	45	5	22	7	3		37	10			
Sub Total (Nor-West)	0	2	40	4	47	9	0	4	0	1	107	10	37	25	6	0	78	22	0	1	
<b>North Central</b>																					
Anuradhapura		1	21		17	4	1	1	1	1	47	13	25	11	11		60	8	1	1	
Polonnaruwa					8	2	1				11	3	12	2	1	1	19	2			
Sub Total (Nor-Cen.)	0	1	21	0	25	6	2	1	1	1	58	16	37	13	12	1	79	10	1	1	
<b>Southern</b>																					
Galle			10		18	4	1	2	4		39	48	28	9	18		103	4			
Hambantota					5	1			1		7	5	3		12		20	2	1		
Matara			15	1	12	4			8		40	23	23	12	13		71	6			
Sub Total (Southern)	0	0	25	1	35	9	1	2	13	0	86	76	54	21	43	0	194	12	1	0	
<b>Uva</b>																					
Badulla			5		14	7	2				28	1	17	6	25		49	7	1		
Monaragala		3	9		6	4	1				23	5	14	1	8		28	8	1		
Sub Total (Uva)	0	3	14	0	20	11	3	0	0	0	51	6	31	7	33	0	77	15	2	0	
<b>Sabaragamuwa</b>																					
Ratnapura			7		32	7			1	1	48	10	43	7	2		62	14	1		
Kegalle		1	10		10	3		1			25	4	12	1	9		26	8			
Sub Total (Sabara)	0	1	17	0	42	10	0	1	1	1	73	14	55	8	11	0	88	22	1	0	
<b>Northern</b>																					
Jaffna			1		2	3					6		13	1	3		17	4			
Vanni			2		2						4	2	5	1	5		13		1		
Sub Total (Nothern)	0	0	3	0	4	3	0	0	0	0	10	2	18	2	8	0	30	4	1	0	
<b>Eastern</b>																					
Batticaloa	4	3	2		7	10			2		28	3	14	7	9		33	18	1		
Trincomalee					1	2					3	3	7		8		18				
Digamadulla	1	1	19	1	32	9		1	5		69	13	41	22	17		93	14	1		
Sub Total (Eastern)	5	4	21	1	39	20	2	1	7	0	100	19	62	29	34	0	144	32	2	0	
<b>GRAND TOTAL</b>	<b>5</b>	<b>13</b>	<b>178</b>	<b>9</b>	<b>299</b>	<b>86</b>	<b>12</b>	<b>11</b>	<b>24</b>	<b>6</b>	<b>643</b>	<b>182</b>	<b>449</b>	<b>128</b>	<b>336</b>	<b>9</b>	<b>1104</b>	<b>143</b>	<b>10</b>	<b>8</b>	

### Category of Offences Carried Out by Each Party (Cumulative Figures) Date: 01/04/2004

Alleged Perpetrators		Major Incidents										Minor Incidents						GRAND TOTAL						Remarks			
		Murder	Att. Murder	Hurt	Grie. Hurt	Assault	Threat & Intimidation	Misuse Of state Resources	Robbery	Arson	Abduction	Major (Total)	Mischief	Threat	Damage to Property	Election Offence	Others	Minor (Total)	GRAND TOTAL		Firearms Involved	Poll. Related	Postal Vote Related				
UPFA	SLFP					2	1				3		3		5		8	11		1							
	JVP			5		10	2				17		17	2	10		29	46		3							
	MEP										0					0	0	0									
	NUA										0		1			1	1	1									
	MP										0					0	0	0									
	DVJP										0					0	0	0									
	CP										0					0	0	0									
	LSSP										0					0	0	0									
	AG			1							1			1			1	2									
	UPFA		2	52	1	80	20	3	3	2	2	165	186	26	98	29	89	2	244	283	409	469	28	32	2	2	1
UNF	UNP		1	44	3	70	18	4	2	1	1	144	25	101	24	62		212	356	31		3		3			
	SLMC			8	1	23	5	1		4		42	6	21	11	5		43	85	8		1					
	CWC					1					1				2		2	3	3								
	UCPF										0				3		3	3	3								
	UNF		2	47	3	69	18	3	3	3	1	149	336	24	99	22	77	2	224	484	373	820	31	70		4	1
JHU			2		1						3			2		6		8	11								
ITAK			1		5						6		1		2	10		13	19	1							
EPDP											0			1	1			2	2								
NLA					1						1							0	1								
LP											0							0	0								
IND.											0							0	0								
POLICE		1	2		8	1					12		1	6		6		13	25		4						
LTTE	1	3				2					6			16				16	22		6						
A-Z					2						2			1		6		7	9								
PNG	4	4	16	1	27	19	1	3	14	2	91		99	83	35	56	5	278	369		30		4		3		
<b>TOTAL</b>	<b>5</b>	<b>13</b>	<b>178</b>	<b>9</b>	<b>299</b>	<b>86</b>	<b>12</b>	<b>11</b>	<b>24</b>	<b>6</b>	<b>643</b>		<b>182</b>	<b>449</b>	<b>128</b>	<b>336</b>	<b>9</b>	<b>1104</b>	<b>1747</b>	<b>##</b>	<b>10</b>		<b>8</b>				

## Tabulations of Party Affiliations of Perpetrators and Complainants (Cumulative Figures)

Date:01/04/2004

Comp.by Party against / Party		UPFA										UNF					JHU	ITAK	EPDP	NLA	LP	IND.	POLICE	LTTE	A - Z	PNG	TOTAL
		SLFP	JVP	MEP	NUA	MP	DVJP	CP	LSSP	AG	UPFA	UNP	SLMC	CWC	UCPF	UNF											
UPFA	Complaints by SLFP against	2									5	1			3												11
	Complaints by JVP against		1								2	70			66	1						3				33	176
	Complaints by MEP against																										0
	Complaints by NUA against											3														1	4
	Complaints by MP against																										0
	Complaints by DVJP against																										0
	Complaints by CP against																										0
	Complaints by LSSP against																										0
	Complaints by AG against												5														5
Complaints by UPFA against										11	205	42		222	2			1			11		1	142	637	833	
UNF	Complaints by UNP against	3	16		1					114	17					1					3	1		38	194		
	Complaints by SLMC against							2	26		15										2			15	60		
	Complaints by CWC against										1															1	
	Complaints by UCPF against		4										3													7	
	Complaints by UNF against	1	12							148	1				11						4			47	224	486	
Complaints by JHU against		2							1	1				3										6	13		
Complaints by ITAK against																6								8	14		
Complaints by EPDP against																3						20	4		27		
Complaints by NLA against														1												1	
Complaints by LP against																										0	
Complaints by IND. against																								1	1		
Complaints by POLICE against	5	9							92	37	9		3	54	6	9	1						6	32	263		
Complaints by LTTE against																										0	
Complaints by A - Z against									6	2	7			4						2		2	24		47		
Complaints by PNG against		2							9	17	3			9	1	1	1					1	18		62		
<b>TOTAL</b>		<b>11</b>	<b>46</b>	<b>0</b>	<b>1</b>	<b>0</b>	<b>0</b>	<b>0</b>	<b>2</b>	<b>409</b>	<b>356</b>	<b>85</b>	<b>3</b>	<b>3</b>	<b>373</b>	<b>11</b>	<b>19</b>	<b>2</b>	<b>1</b>	<b>0</b>	<b>0</b>	<b>25</b>	<b>22</b>	<b>9</b>	<b>369</b>	<b>1747</b>	

UPFA - United People's Freedom Alliance  
 SLFP - Sri Lanka Freedom Party  
 JVP - Janatha Vimukthi Peramuna  
 MEP - Mahajana Eksath Peramuna  
 NUA - National Unity Alliance  
 MP - Mahajana Party  
 DVJP - Desha Vimukthi Janatha Party  
 CP - Communists Party

LSSP - Lanka Sama Samaja Party  
 AG - Athaula Group  
 UNF - United National Front  
 UNP - United National Party  
 SLMC - Sri Lanka Muslim Congress  
 CWC - Ceylon Workers' Congress  
 UCPF - Upcountry People's Front  
 JHU - Jathika Hela Urumaya

ITAK - Illangai Tamil Arasu Kadchi  
 EPDP - Eelam People's Democratic Party  
 NLA - New Left Alliance  
 LP - Liberal Party  
 IND - Ananda Sangari Faction  
 LTTE - Liberation Tigers of Tamil Eelam  
 A - Z - Other Listed Party  
 PNG - Parties Not Given

**Description of Incidents Reported by Date of Incident [ as at 01/04/2004 ]**

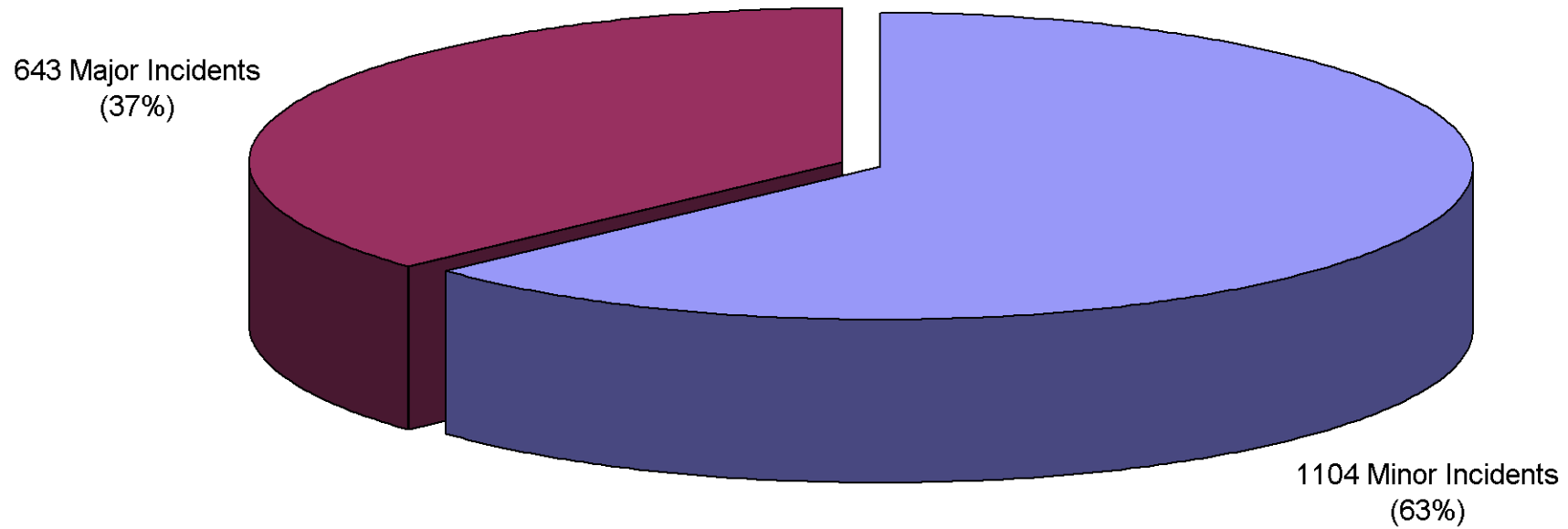
Dates of Alleged Offences	Major Incidents										Major (Total)	Minor Incidents					Minor (Total)	Total # of Incidents	Remarks		
	Murder	Att. Murder	Hurt	Griev. Hurt	Assault	Threat & Intimid.	Mis. of state resources	Rob.	Arson	Abduction		Mischief	Threat	Dam. to Property	Elec. Offence	Others			Firearms Involved	Poll., Related	Postal Vote Related
29.02.2004			18	1	32	5					56	18	35	21	13	1	88	144	7	1	
01.03.2004	1	1	4		2	2					10	2	8				10	20	5		
02.03.2004	1			1							2		3				3	5	2		
03.03.2004					2	2					4		3				3	7	2		
04.03.2004			2		8	2					12	1	14	1	11		27	39	2		
05.03.2004		2	2		2						6	3	3	3	8		17	23	3		
06.03.2004			1		5						6	3	3	1	2		9	15	1		
07.03.2004			6		6	2			1		15	4	5		8		17	32	2		
08.03.2004			3		9	3		1			16	1	9	1	9		20	36	4		
09.03.2004			5		12	1				1	19	3	10	2	5		20	39	2		
10.03.2004			6		7	1	1				15	2	16	3	6		27	42			
11.03.2004			4		5	3					12	4	16	5	6		31	43	4		
12.03.2004			2		6	1					9	5	11	1	6		23	32	3		
13.03.2004			3	1	4	1					9	6	9	1	1	1	18	27	1		
14.03.2004			1		4	2					7	7	11	2	6		26	33	3		
15.03.2004			1		12	4					17	15	17	2	12		46	63	6		
16.03.2004			3		7	1	1				12	7	20		5		32	44	2		
18.03.2004			4	1	14	3	3			1	26	4	23	2	21	4	54	80	8		
19.03.2004	1		1		7		1	1	1		12	9	13	1	15	1	39	51			
20.03.2004			3		7	3		1			14	1	19	2	11		33	47	4		
21.03.2004		1	11		5	5	1			1	24	8	7	2	15		32	56	6		
22.03.2004			6	1	8	3					18	6	17	4	15		42	60	5		
23.03.2004			6		9	2		2	2	1	22	11	8	4	14		37	59	4	1	
24.03.2004			7		13	4		2	2		28	13	14	4	2		33	61	5	1	
25.03.2004			7		13				1		21	6	15	4	17		42	63	1		4
26.03.2004			7		11	3	1		1		23	5	28	2	12		47	70	5	2	3
27.03.2004			4	3	7	4		1			19	5	12	3	19		39	58	7		1
28.03.2004		3	11		15	1	2		1		33	2	12	9	14		37	70	4	1	
29.03.2004		1	12	1	15	8	1	1	3		42	8	16	6	15		45	87	10		
30.03.2004	2	3	12		11	1			1	1	31	7	13	12	15	1	48	79	10		
31.03.2004		1	7		14	4			1		27	7	21	6	25	1	60	87	8	1	
01.04.2004		1	19		27	15	1	2	10	1	76	9	38	24	28		99	175	17	3	
											0						0	0			
											0						0	0			
											0						0	0			
											0						0	0			
Total	5	13	178	9	299	86	12	11	24	6	643	182	449	128	336	9	1104	1747	143	10	8

**Comparison of Incidents Reported with General Election 2001**

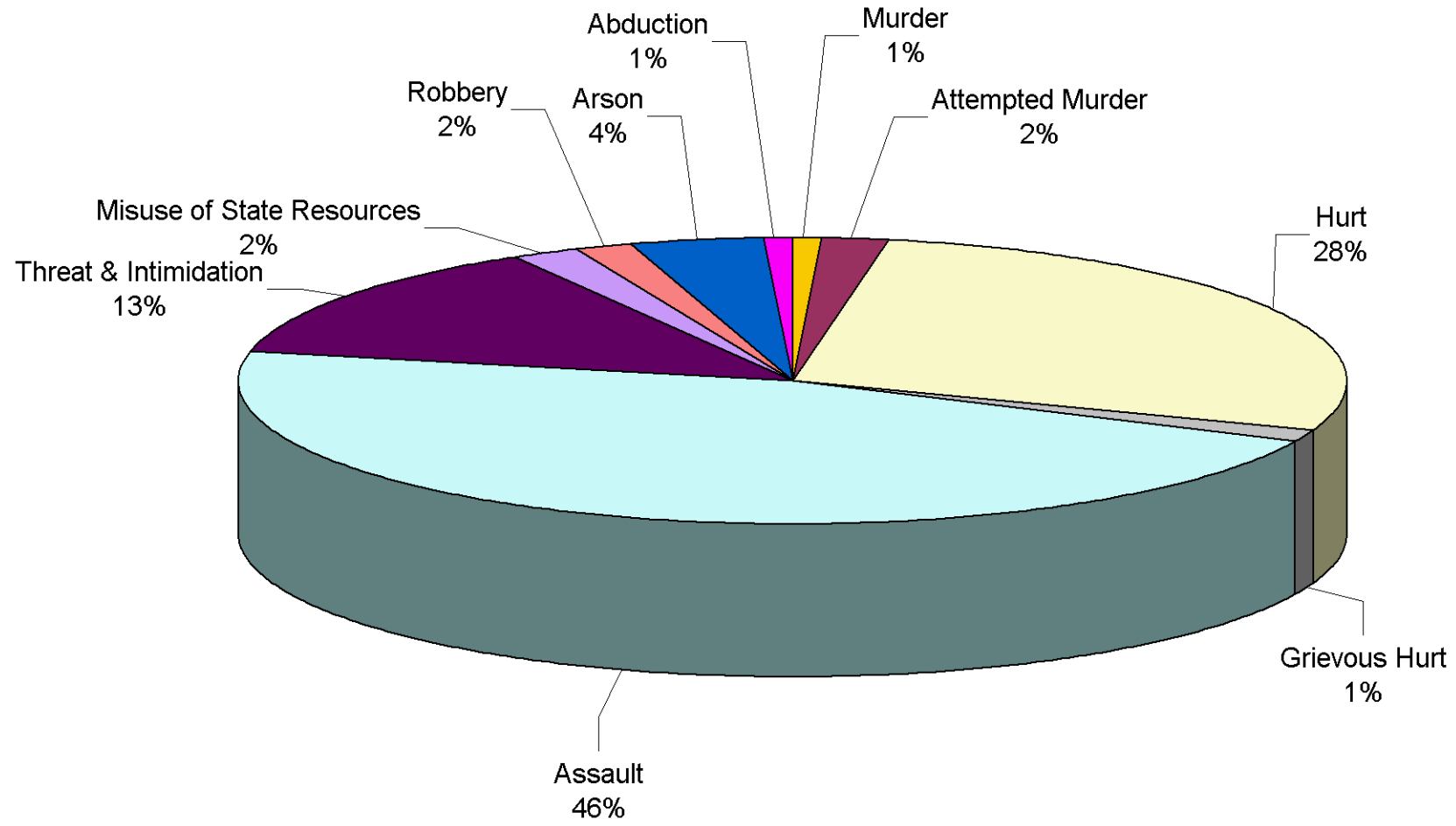
**Date: 01/04/2004**

Dates of Alleged Offences	Major Incidents											Minor Incidents						Total # of Incidents	Remarks		
	Murder	Att. Murder	Hurt	Grie. Hurt	Assault	Threat & Intimidation	Mis. of state Resources	Rob.	Arson	Abduction	Major (Total)	Mischief	Threat	Damage To Property	Election Offence	Others	Minor (Total)		Firearms Involved	Poll., Related	Postal Vote Related
1/4/2004	48	82	271	52	469	405	20	75	140	0	<b>1562</b>	596	410	69	43	55	<b>1173</b>	<b>2735</b>	677	30	
% Out of Total # of Incidents	1.8%	3.0%	9.9%	1.9%	17.1%	14.8%	0.7%	2.7%	5.1%	0.0%	<b>57.1%</b>	21.8%	15.0%	2.5%	1.6%	2.0%	<b>42.9%</b>	<b>100.0%</b>			
1/4/2004	5	13	178	9	299	86	12	11	24	6	<b>643</b>	182	449	128	336	9	<b>1104</b>	<b>1747</b>	143	10	8
% Out of Total # of Incidents	0.3%	0.7%	10.2%	0.5%	17.1%	4.9%	0.7%	0.6%	1.4%	0.3%	<b>36.8%</b>	10.4%	25.7%	7.3%	19.2%	0.5%	<b>63.2%</b>	<b>100.0%</b>			

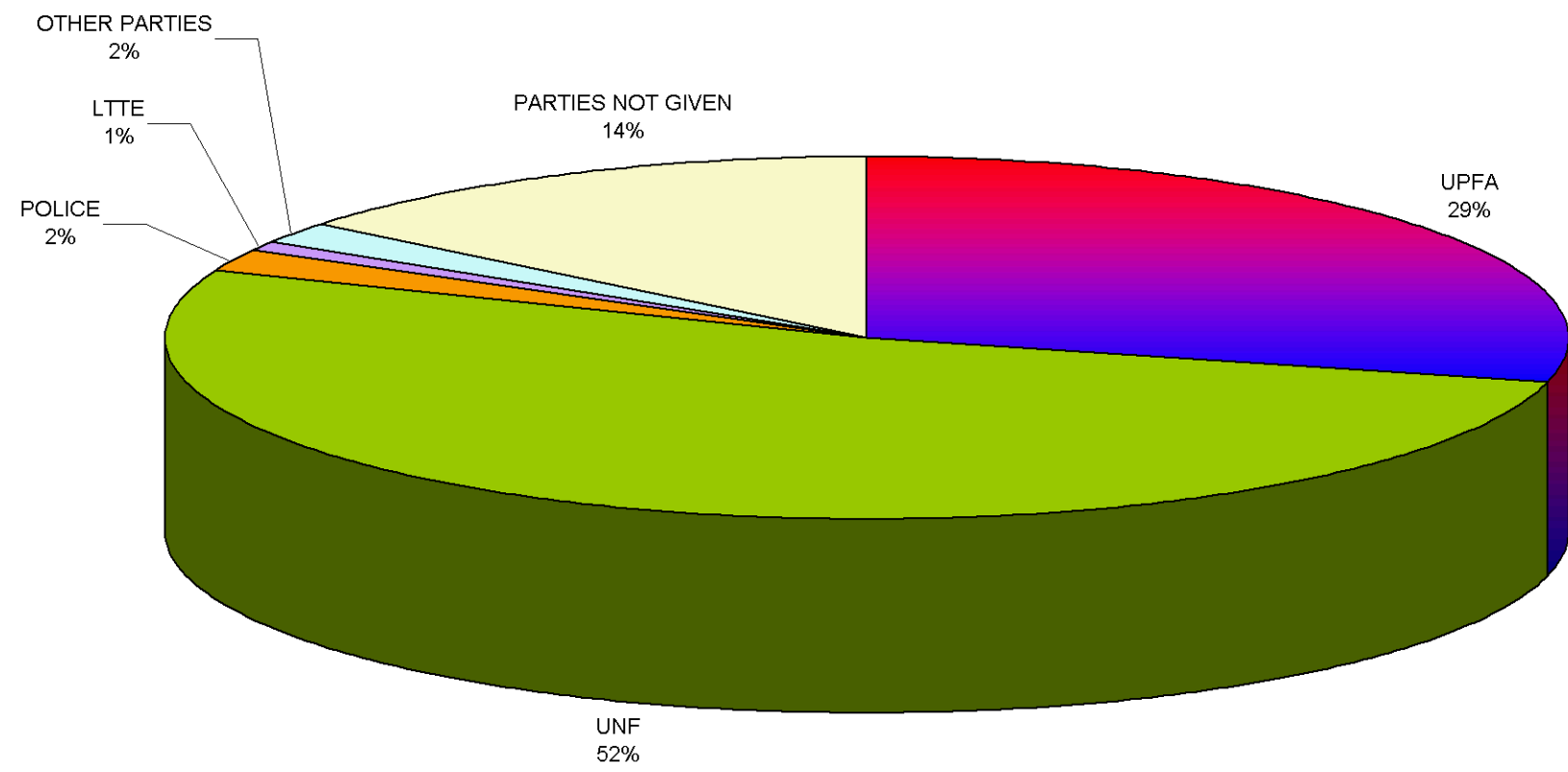
**ALL INCIDENTS BY TYPE (1747)**



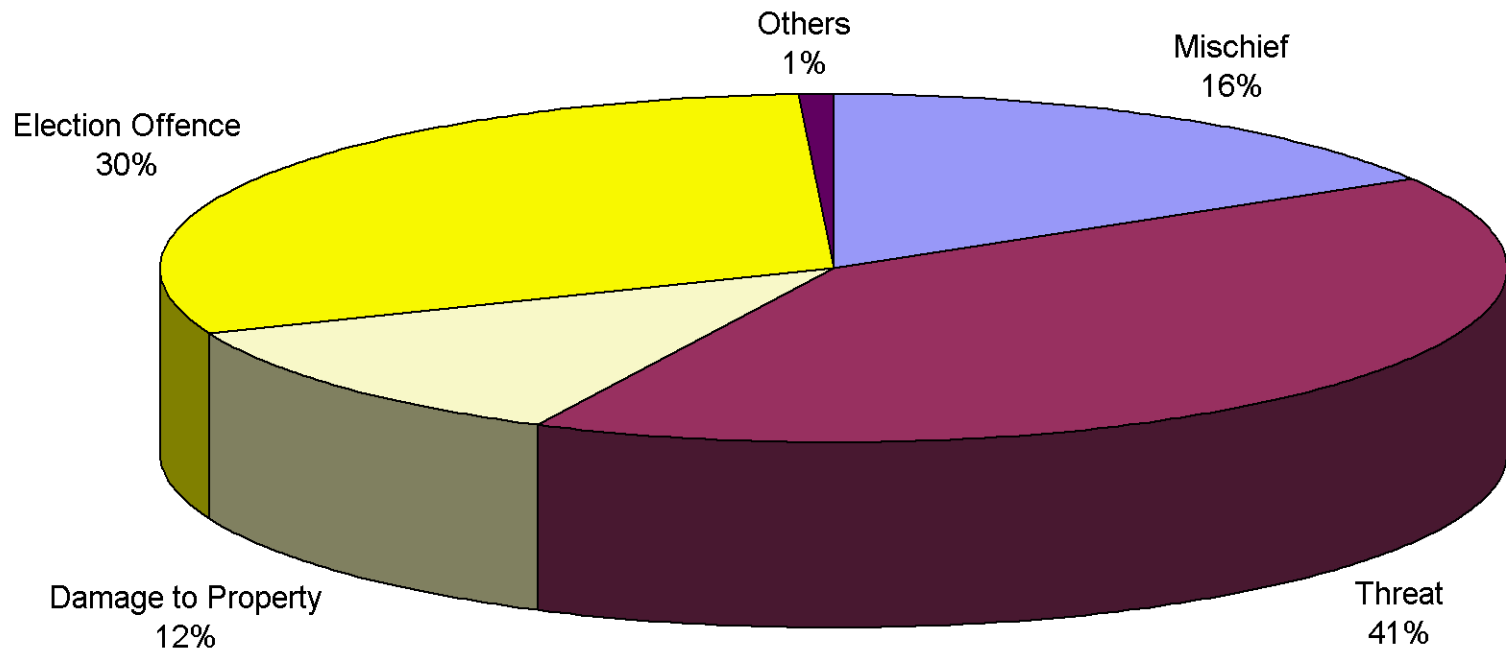
### MAJOR INCIDENTS BY TYPE (643)



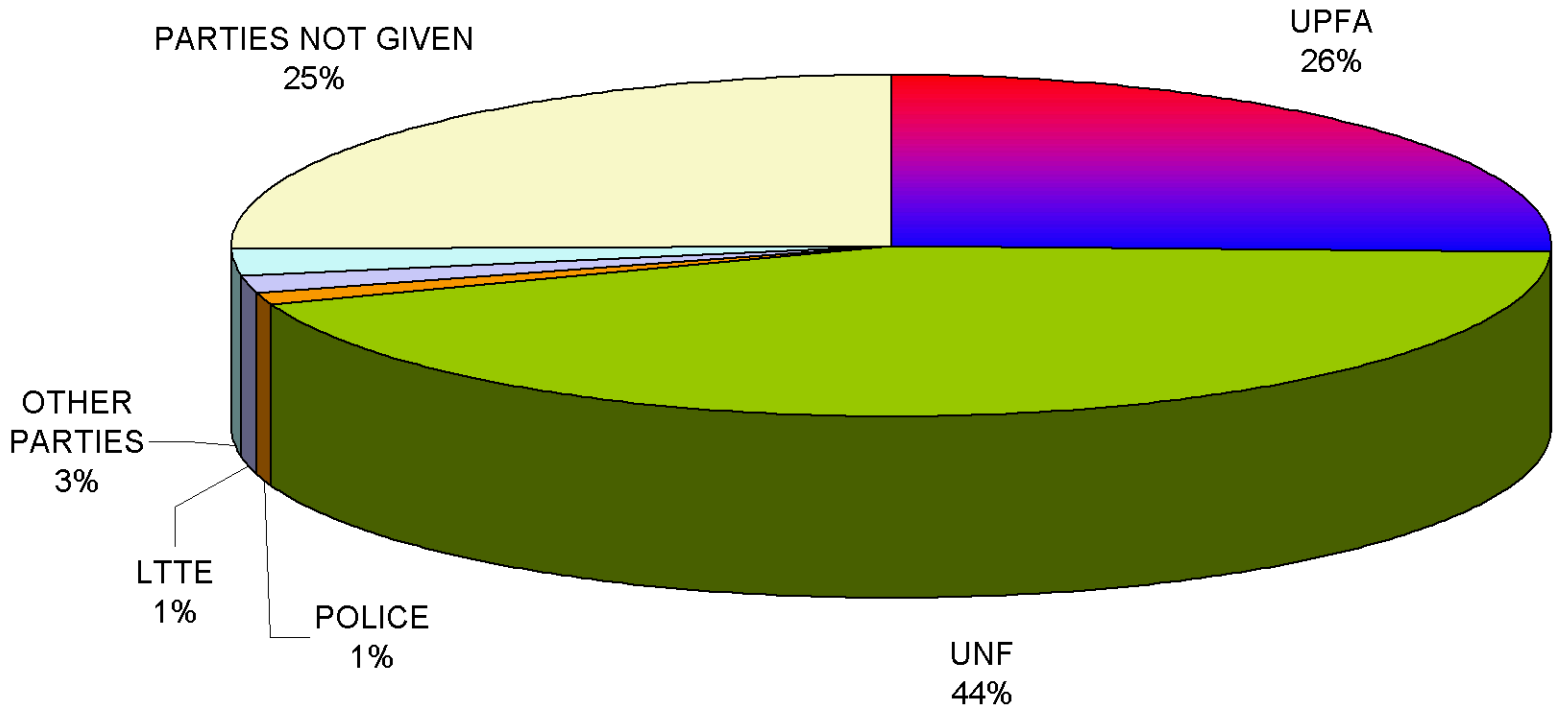
### MAJOR INCIDENTS BY PARTY OF ALLEGED PERPETRATOR (643)



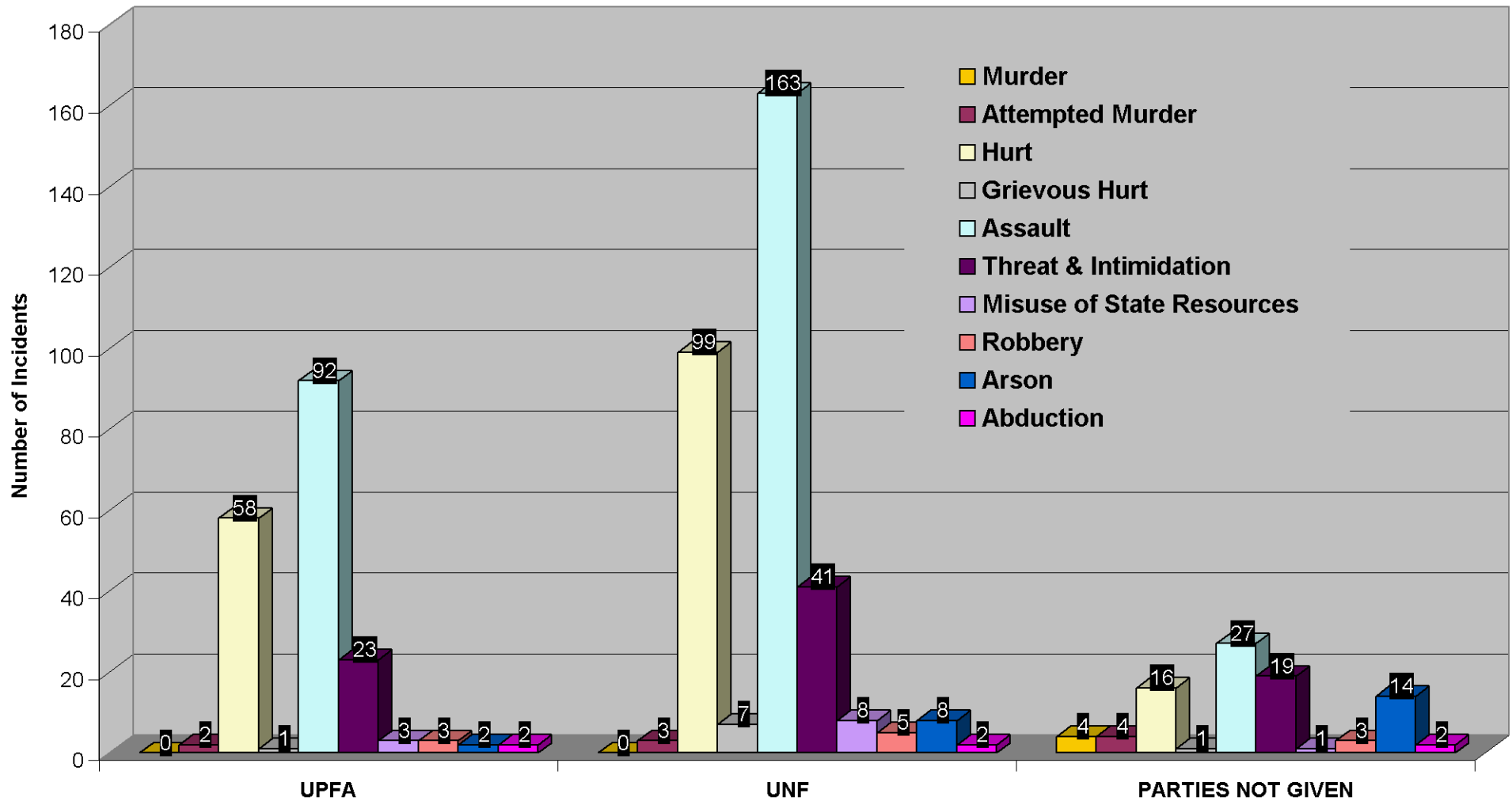
**MINOR INCIDENTS BY TYPE (1104)**



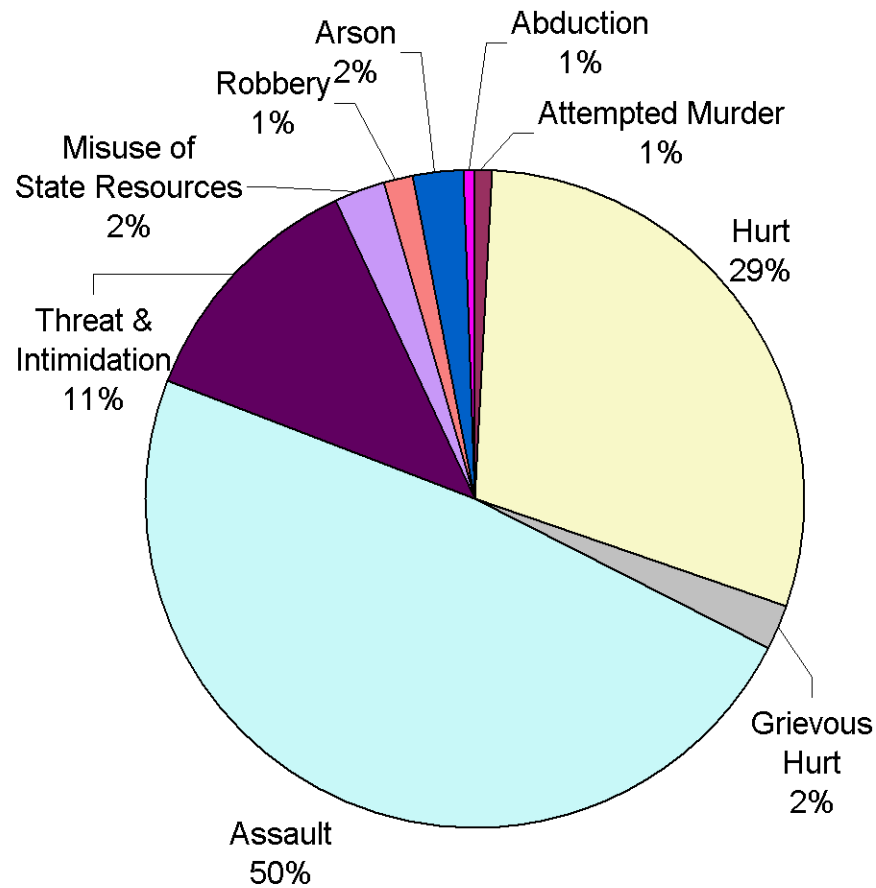
**MINOR INCIDENTS BY PARTY OF ALLEGED PERPETRATOR (1104)**



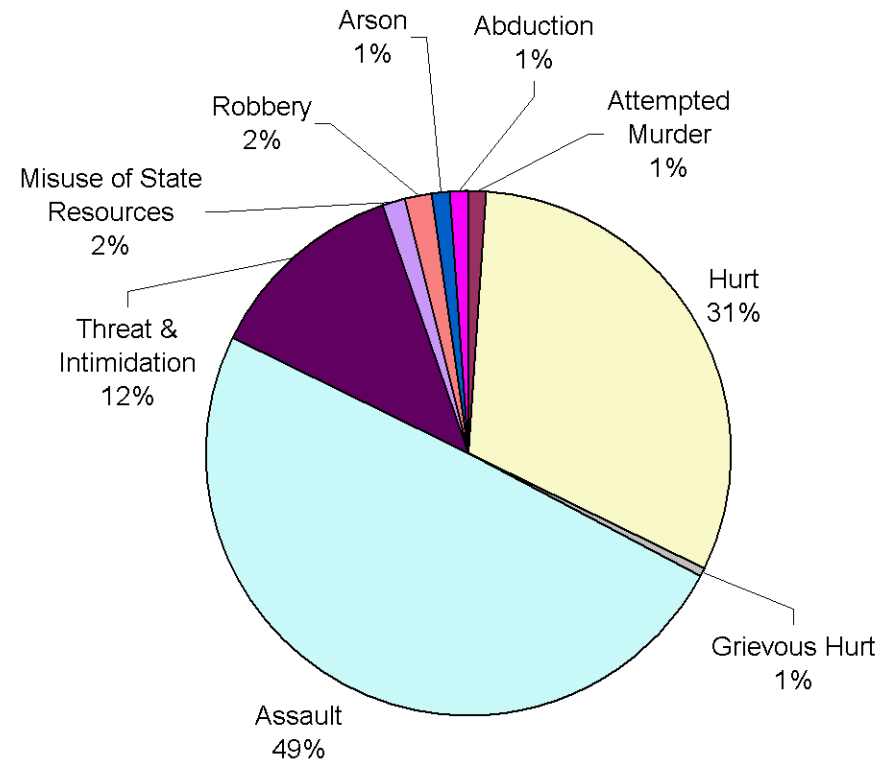
## PROFILE OF ALLEGED MAJOR VIOLATIONS BY PARTY



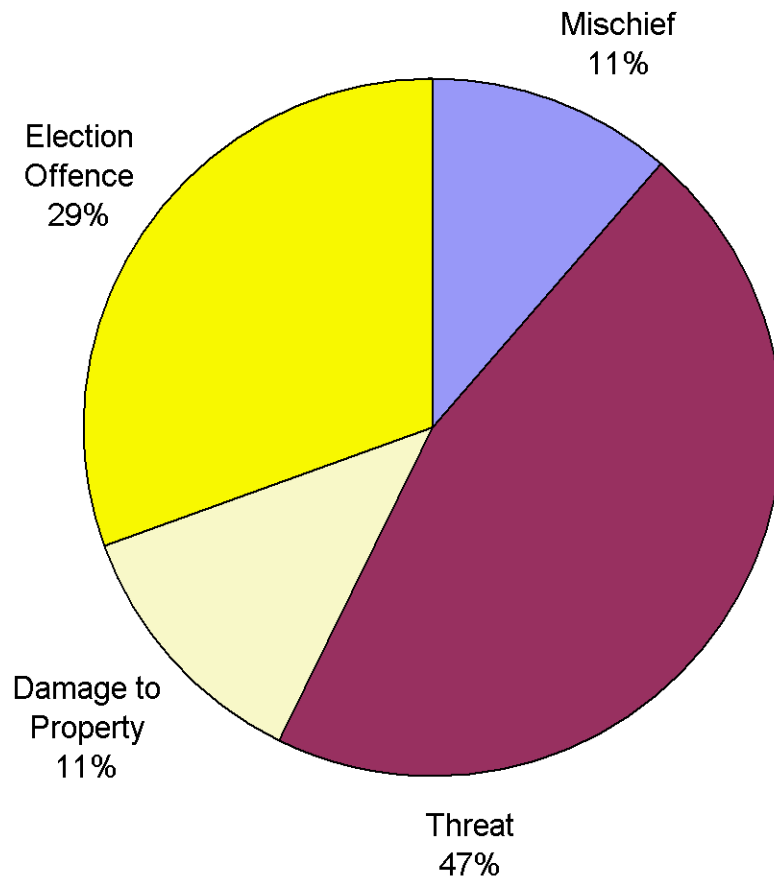
**PROFILE OF ALLEGED UNF VIOLENCE:  
MAJOR INCIDENTS (336)**



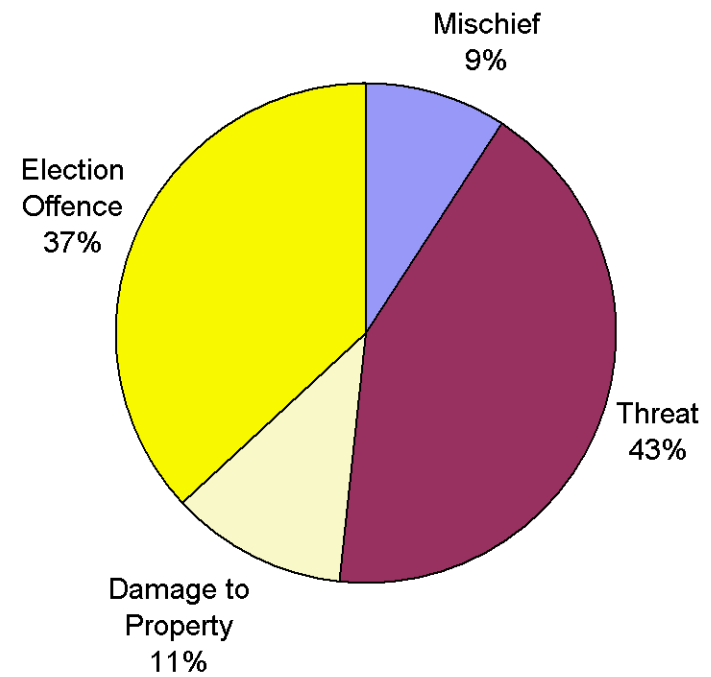
**PROFILE OF ALLEGED UPFA VIOLENCE:  
MAJOR INCIDENTS (186)**



**PROFILE OF ALLEGED UNF VIOLENCE:  
MINOR INCIDENTS (484)**

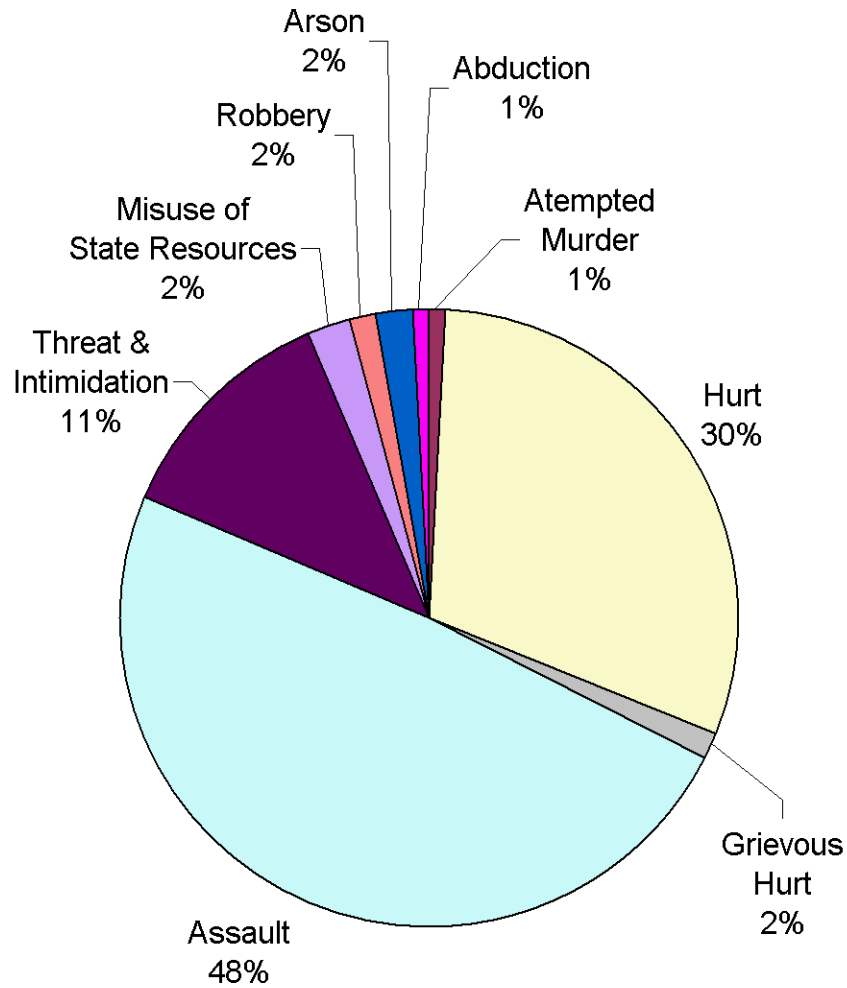


**PROFILE OF ALLEGED UPFA VIOLENCE:  
MINOR INCIDENTS (283)**

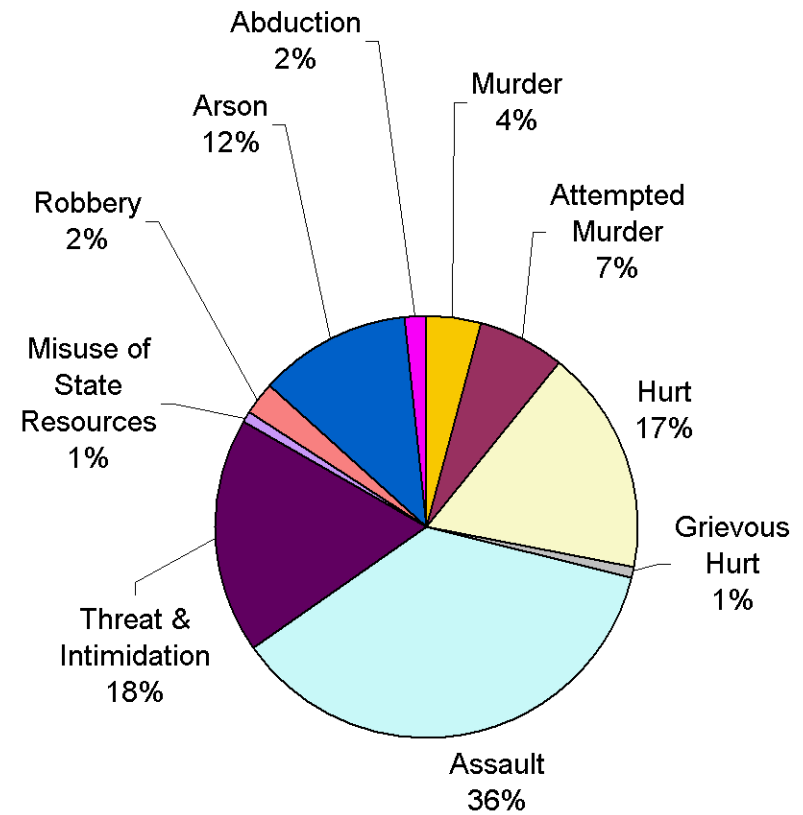


## ALLEGATIONS AGAINST UPFA + UNF Vs. ALL OTHERS (MAJOR INCIDENTS)

UPFA + UNF - MAJOR VIOLATIONS (522)



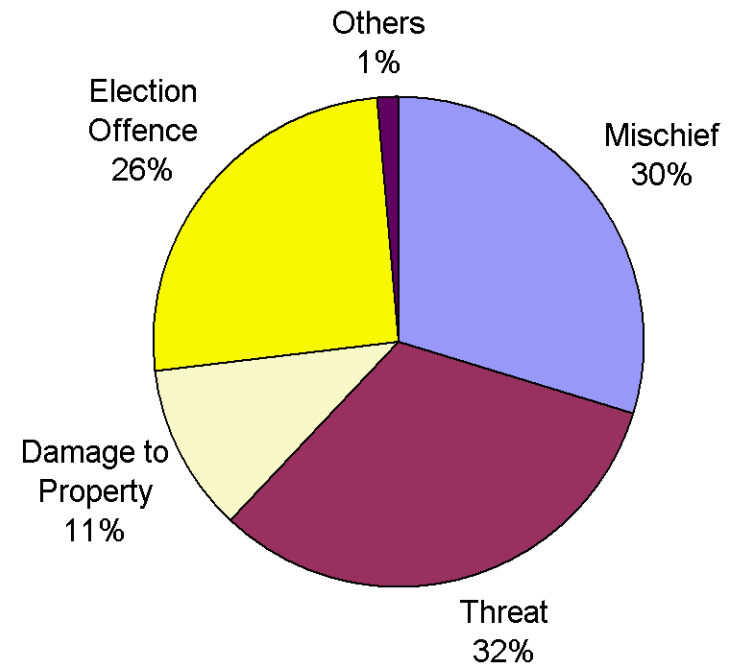
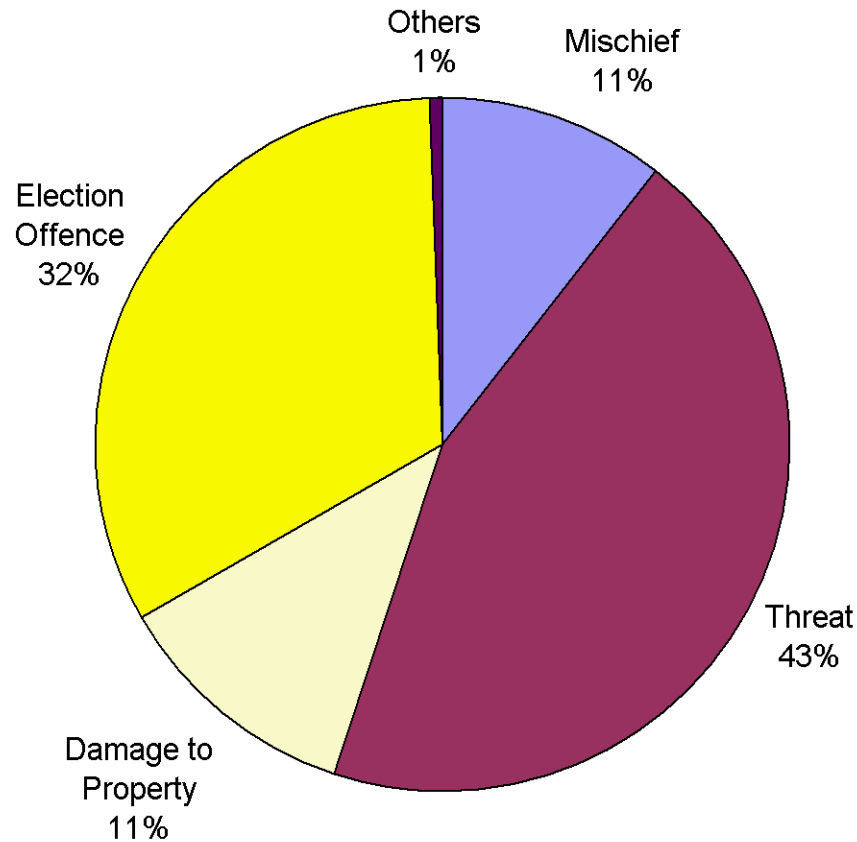
ALL OTHERS - MAJOR VIOLATIONS (121)



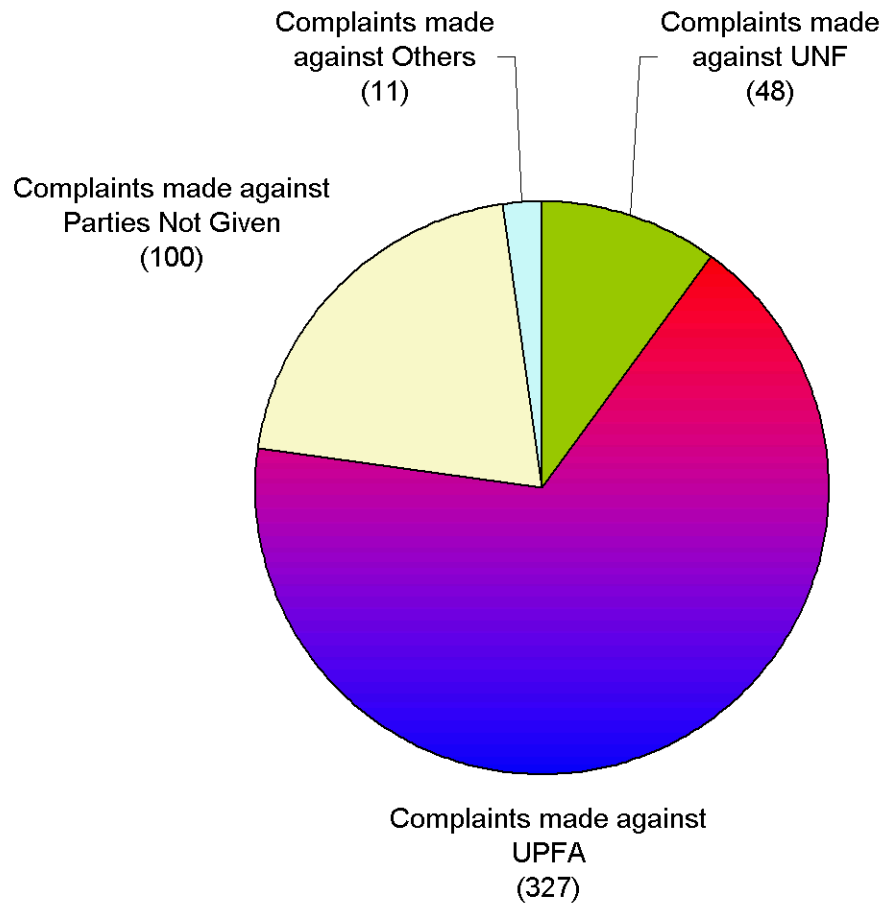
### ALLEGATIONS AGAINST UPFA + UNF Vs. ALL OTHERS (MINOR INCIDENTS)

UPFA + UNF - MINOR VIOLATIONS (767)

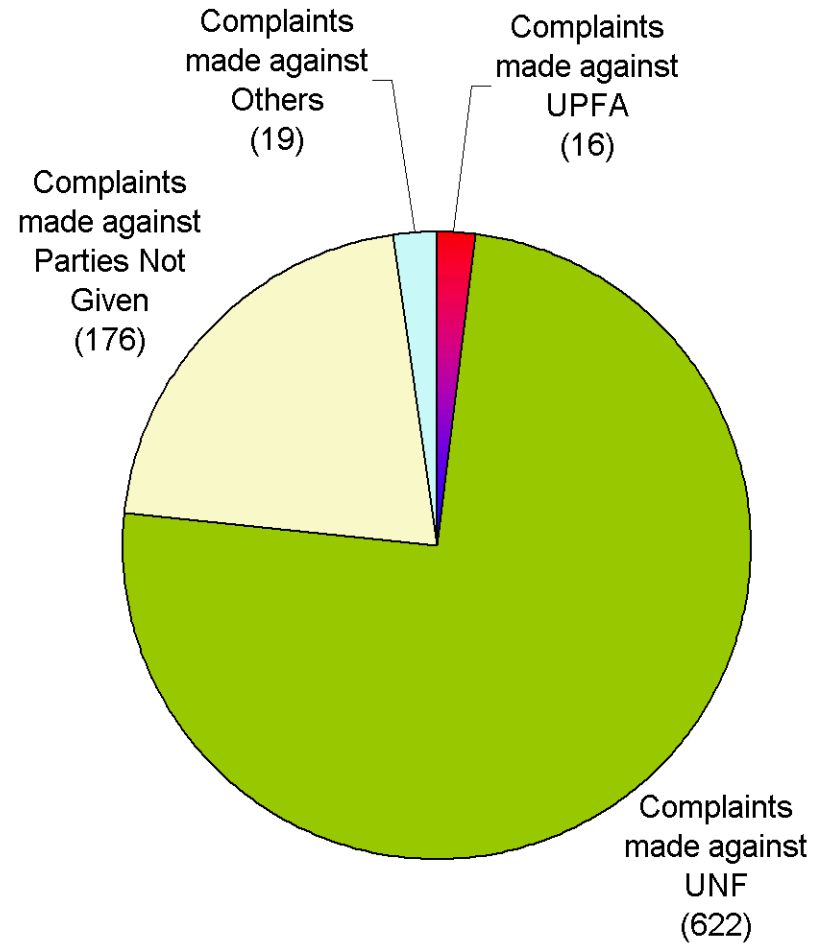
ALL OTHERS - MINOR VIOLATIONS (337)



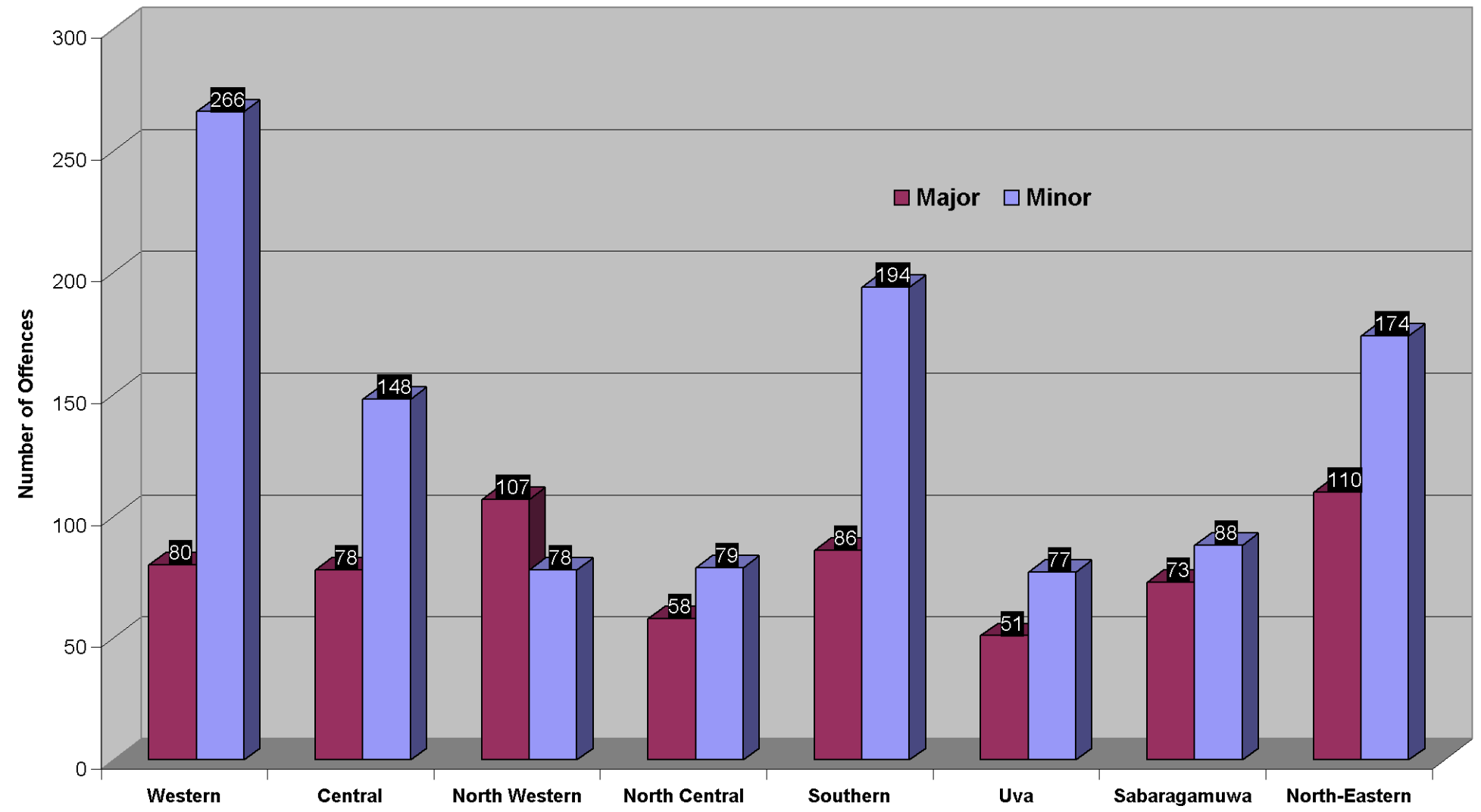
### COMPLAINTS MADE BY UNF (486)



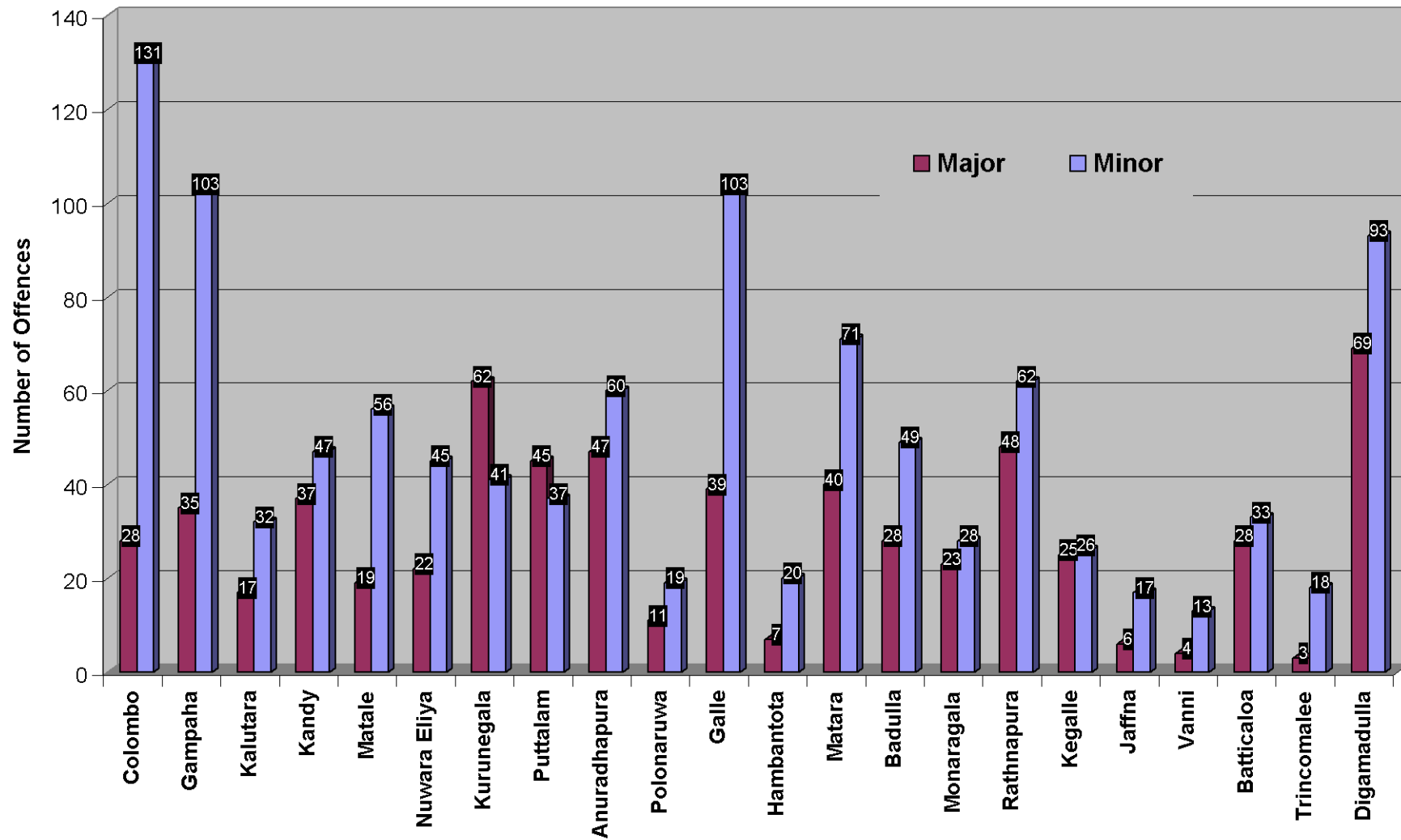
### COMPLAINTS MADE BY UPFA (833)



### OFFENCES REPORT BY PROVINCE



### OFFENCES REPORT BY DISTRICT



# **ELECTION DAY VIOLENCE**

# CENTRE FOR MONITORING ELECTION VIOLENCE

මැතිවරණ ප්‍රචණ්ඩත්වය නිරීක්ෂණ මධ්‍යස්ථානය

தேர்தல் வன்முறைகளைக் கண்காணிப்பதற்கான நிலையம்

**ATTN: NEWS EDITOR**

**Media Communiqué on Election-related Violence  
General Elections – 2004**

**2<sup>nd</sup> REPORT – POLLING DAY 2<sup>nd</sup> APRIL 2004**

The Centre for Monitoring Election Violence has in its monitoring of the incidence of violence throughout the campaign accorded the election in the North and East a special focus. This was warranted by the situation of NO War / NO Peace and the ceasefire agreement. The climate of fear and intimidation in which non-TNA candidates in the Jaffna District, in particular, had to campaign necessitated this.

In its Media Release of 30 March 2004, CMEV highlighted the conditions under which the election campaign was being conducted. In that Press Release, CMEV urged

all parties contesting the elections in the North and East to ensure that voting is carried out without any acts of intimidation or violence or other malpractice on April 2, 2004.

We further stated that

It is only if divergent views and opinions are allowed to be expressed, and are seen to be expressed, that these elections can go on record as being conducted in a free and fair atmosphere. It is only then, that all those who emerge victorious can truly claim to be the legitimate representatives of their constituencies.

This has not been the case in the Jaffna District. Furthermore, on the basis of the reports that we have received from our observers in the field, we feel that polling in the Jaffna District was subjected to systematic impersonation, therefore warranting an annulment of the poll there followed by a re poll of the District. We urge the Commissioner to consider this.


Some of our reports refer to

- ...large scale impersonation which was carried out in a well organized, systematic way...
- According to an observer in the area, the worst areas of impersonation were Point Pedro, Thumpalai, Puloly, Alvai, Karaveddy and Polikandy. Several groups were seen washing their fingers and a man with a bottle of clear liquid for this purpose, sighted. The observer further notes that impersonation was quite blatant with people arriving to vote with ink stains on their hands. The observer further notes that the SPOs and EPDP polling agents did not seem to care.

- Another observer noted that beneath the low number of complaints lay “an undercurrent that there was widespread attempts at intimidation for voters to follow the LTTE/TNA line”.

CMEV will issue a full report on the election in the North and East once a detailed debriefing of its Monitors and collation of reports, has been completed.

CMEV was formed in 1997 by the Centre for Policy Alternatives (CPA), the Free Media Movement (FMM) and the Coalition against Political Violence as an independent and non-partisan organization to monitor the incidence of election related violence.



Dr. P. Saravanamuttu  
Co- Convenor



Sunanda Deshapriya  
Co- Convenor



Sunila Abeysekera  
Co- Convenor

# CENTRE FOR MONITORING ELECTION VIOLENCE

මැතිවරණ ප්‍රචණ්ඩත්වය නිරීක්ෂණ මධ්‍යස්ථානය

தேர்தல் வன்முறைகளைக் கண்காணிப்பதற்கான நிலையம்

**ATTN: NEWS EDITOR**

**Media Communiqué on Election-related Violence  
General Elections – 2004**

**3<sup>rd</sup> REPORT – POLLING DAY 2<sup>nd</sup> APRIL 2004**

Throughout the campaign for General Elections in April 2004, CMEV had highlighted the need to pay special attention to the conducting of a free and fair election in the North and East, with a focus on ensuring respect for the rights of voters and the rights of political parties and groups contesting the elections in these areas. This was because of the circumstances in which large numbers of voters from the un-cleared areas were to cast their vote for the first time and in the context of fears expressed by both Muslim and Tamil political parties and groups contesting the elections in the North and East of intimidation and harassment of their supporters. The fact that all five election-related murders that took place during the election campaign, between March 1 and March 31, occurred in the Eastern Province further heightened the need to pay special attention to this Province on Election Day.

**Batticaloa:**

CMEV monitors filed complaints of widespread impersonation at the Agrarian Service Centre, Kattankudy (Polling Station 108) Kattankudy Maha Vidyalaya (Polling Station 117) and Nuramiya Vidyalaya (Polling Station 116).

There was also a report of an assault of candidate Mr. Nazeer Hamza, of Independent Group 8, at the approach to Nooraniya Maha Vidyalaya in New Kattankudy West (Polling Station No. 116).

Monitors recorded intimidation of polling agents at several polling stations. UPFA candidate Mr. Kazali complained to CMEV monitors that SLMC polling agents were intimidating his colleagues inside the polling stations at Al Noor Vidyalaya, Valaichchenai (Polling Station Nos. 58, 59 and 60) when they challenged impersonations. Our monitor reported a tussle between supporters of SLMC and UPFA at the entrance to the station, and the Police had to disperse the crowd. There were also complaints of large-scale impersonation at this Polling Station.

There were also reports of large crowds congregating near the Ottamavadi Maha Vidyalaya (Polling Station No. 9).

**Digamadulla District:**

**Amparai:**

CMEV monitors made special reports on the situation they discovered in many polling stations in Sammanturai and Potuvil throughout the day. There were cases of impersonation, intimidation of voters and polling agents, including one CMEV monitor, blatant distribution of

polling cards in the vicinity of the polling station, transporting of voters and several incidents in which the Police was forced to fire into the air to disperse groups that were congregating near the entrance to a polling station.

We give below several examples of such incidents:

**Impersonation:**

Incidents of impersonation were observed by CMEV monitors at the following Polling Stations, among others:

**Sammanturai:**

Sennal Gramam Zahira Vidyalaya (Polling Stations No. No 32 and 33)

Govt. Tamil Mixed School, Malwatta (Polling Stations 44 and 45)

Jamaliya Vidyalaya, Sammanturai (Polling Stations 30 and 31)

Al Ershad Vidyalaya, Sammanturai (Polling Stations 35 and 37)

Muslim Maha Vidyalaya, Sammanturai (Polling Stations 19 and 21)

Kallarachchal Muslim Vidyalaya (Polling Stations 28 and 29)

**Potuvil:**

Karativu Shanmuga Vidyalaya (Polling Stations 122 and 123)

Al Ashraq National School, Nintavur (Polling Stations 112 and 116)

Kumara Vidyalaya, Tirukkovil (Polling Station 45)

Imam Rumi Vidyalaya, Nintavur (Polling Station 103)

Imam Kasali Vidyalaya, Nintavur (Polling Station 101)

Al Hidaya Vidyalaya, Palamunai (Polling Station 85) SPO U.L.O. Rahamatullah told CMEV monitors that there had been attempts at impersonation that he had prevented.

**Attacks on candidates:**

Police complaint EIB 368/4 made by Mr. Abdul Rashid Mohamed Sayeed a candidate of Independent Group No.19, of an attack on him and a group of his supporters near the 5th milepost on the Amparai/Akkaraipattu road by SLMC supporters including a candidate, Mr. Uvais. Two candidates on the Independent Group No. 19 list were injured, Mr. Mohamed Thambi Muhajirin and Mohamed Ibrahim Mohamed Hussein and admitted to Amparai Base Hospital with cut wounds.

**Intimidation of voters:**

Marathamunai public Hall (Polling station 49, Kalmunai): persons gathered close to the polling station wearing caps with the colors green and yellow and the number 1 and 8 with a cross marked on it were heard by our monitors loudly stating that someone who had harassed them yesterday (name was not clearly heard) would be killed if they came to vote today.

Sennal Gramam Zahira Vidyalaya, Sammanturai (Polling Stations 32 and 33, Sammanturai): a clash between supporters of SLMC and NUA outside the polling station had led the STF to shoot into the air and also push back the crowd. Some persons said they had been hurt in the incident and there was high level of tension in the area around 11.30 a.m. on April 2.

Al Ashraq National School, Nintavur (Polling Stations 112 and 116, Pottuvil): persons gathered outside the polling station had leaflets promoting the number of one candidate in their hands and they were attempting to distribute it to persons going in to the polling station. A large group of people were gathered in a house right across from the polling station from which observers said they were coordinating impersonation and other irregularities.

No 28 and 29, Kallarachchal Muslim Vidyalaya, hall 1 and 2: UPFA supporter assaulted and hurt by SLMC supporters.

**Intimidation of polling agents and CMEV monitors:**

Mr. S.C. Faleel, the CMEV monitor at Sennal Gramam Zahra Vidyalaya (Polling Stations 32 and 33, Sammanturai) had been threatened on the previous night by a group of unidentified persons who came to his home and said he would be killed if he monitored the elections.

The EPDP has complained that their polling agents in Potuvil, Kalmunai and Sammanturai were intimidated and chased away from polling stations. They have already lodged a complaint in this regard with the Commissioner of Elections.

In Kalmunai, No 29, Al Azar Vidyalaya, Kalmunaikudi, a polling agent belonging to Independent Group 22 was assaulted allegedly by a group of Ferial Ashraff's supporters inside the polling station. The victim has been admitted to the Ashraff Memorial Hospital.

**Distribution of polling cards:**

Lal Thurairajah (05), EPDP candidate, has complained that at Methodist Tamil Mixed School in Komari (Polling Station 30, Potuvil

and other polling stations in the area, he observed the distribution of polling cards taking place in the immediate vicinity of the Polling Station.

**Transporting of voters:**

On the road from Tirukkovil to Akkaraipattu, monitors recorded Isuzu van 30 Sri 0238 and a white van 250-6210 that were transporting voters accompanied by young men who distributed polling cards to the passengers.

CMEV monitors also observed that in some cases there was lack of effective action taken by the SPOs and Police to prevent impersonation and congregating of persons outside the polling stations.


We hope to submit a full report of all incidents of election-related violence and irregularities to the Commissioner of Elections within the next week.

In view of the above, we feel that the polling in Digamadulla District has been flawed in the Polling Divisions of Sammanturai, Potuvil and Kalmunai to the point where an annulment of the polls there would be warranted. We urge the Commissioner of Elections to consider this.

CMEV was formed in 1997 by the Centre for Policy Alternatives (CPA), the Free Media Movement (FMM) and the Coalition against Political Violence as an independent and non-partisan organization to monitor the incidence of election related violence.



Dr. P. Saravanamuttu  
Co- Convenor



Sunanda Deshapriya  
Co- Convenor



Sunila Abeysekera  
Co- Convenor

# CENTRE FOR MONITORING ELECTION VIOLENCE

මැතිවරණ ප්‍රචණ්ඩත්වය නිරීක්ෂණ මධ්‍යස්ථානය

தேர்தல் வன்முறைகளைக் கண்காணிப்பதற்கான நிலையம்

## INTERIM REPORT

7<sup>th</sup> APRIL 2004

ELECTION DAY (2<sup>nd</sup> APRIL 2004)

The Centre for Monitoring Election Violence (CMEV) was formed in 1997 by the Centre for Policy Alternatives (CPA), the Free Media Movement (FMM) and the Coalition Against Political Violence as an independent non-partisan organization to monitor the incidence of election – related violence. CMEV has monitored every national, provincial and local election since 1997, including the last Presidential Election (1999) and the General Elections of 2000 and 2001. The Centre for Policy Alternatives (CPA) functions as the Secretariat of CMEV.

CMEV appoints Field Monitors to Polling Divisions, Coordinators at both District and Provincial Levels and approximately 30 Monitors or Election Day Monitors in each Polling Division on the day of the polls. In this election, CMEV and PAFFREL Monitors were granted official permission by the

Election Commissioner to enter Polling Centres. Mobile Teams are also deployed on Election Day. Information on the incidence of election related violence is corroborated at the level of the Polling Division, District Coordinator and finally Provincial Coordinator levels, before it is released to the media. All Media Releases and Reports are signed by the three Co-Convenors, Ms. Sunila Abeysekera, Mr Sunanda Deshapriya and Dr Paikiasothy Saravanamuttu. CMEV Monitors sign a pledge affirming their commitment to independent, non partisan monitoring and are trained before deployment.

In addition to local Monitors at all levels, CMEV also deploys International Observers to work with its local Monitors in the field, two weeks to ten days before polling day and on polling day. International Observers are recruited from international civil society organizations and have worked in the human rights and development fields as practitioners, activists and academics.

**On Election Day, CMEV deployed 4,347 Monitors including 25 International Observers. CMEV monitored a total of 6,215 polling centres or 58.2% of the total of 10,670 polling centres.**

*The figures provided in this report re incidents on election day are provisional ones. A final tally of all incidents during the campaign and on Election Day will be provided in the Final Report on Election Related Violence in the April 2004 General Election, once all reports are received and collated. The Final Report will also include a report on post-election violence, covering a period of approximately two weeks following Polling Day.*

### Profile of Violence and Malpractice: Election Day and Post Election (3<sup>rd</sup> - 6<sup>th</sup> April 2004)

Of a total of 368 incidents of violence and malpractice on Election Day recorded by CMEV, the largest number of incidents were recorded from the Digamadulla (44), Kandy (33), Kurunegala (31) and Jaffna (28) Districts.

Of the 368 incidents, the UNF is cited as the alleged perpetrator in 141 or 38% of all incidents and the UPFA in 81 or 22% of all incidents. The two main formations account for 60% of all incidents, confirming a pattern of violence and malpractice throughout the campaign as well, in this election and in previous ones. In terms of complaints made, the UNF total is 31 (8%) as opposed to the UPFA's 47 (13%). The Police have made a total of 54 complaints (15%), 30 or 56% of which are against the UPFA and the UNF combined.

The number of polling centres recorded by CMEV as being affected by incidents occurring in them or within the 500 metre radius of polling centres stipulated in the election law is 361 or 3% of the total number of polling centers (10,670). Of the 361, districtwise Digamadulla accounts for 54 centres or 15%, Kurunegala for 34 or 9%, Jaffna for 29 or 8% and Kandy for 25 or 7%.

CMEV is concerned by the incidence of post election violence, reports of which number 81. Of these 33 or 41% have been categorized as Major Incidents, including 02 Murders, one each in the Anuradhapura and Moneragala Districts respectively. Nine (09) cases of Arson have also been reported, 03 from the Kurunegala District and 02 each from the Galle and Matale

Districts respectively. The highest number of Major Incidents of post election violence have been recorded in the Kurunegala District (07) followed by the Puttalam District (06).

Of the Major Incidents of post –election violence, the UNF is cited as the alleged perpetrator in 11 or 33% and the UPFA in 13 or 39% of all such incidents. Both parties are cited as the alleged perpetrator of one (01) Murder each.

In terms of complainants of post election violence, the UNF has made 58 complaints or 72% and the UPFA 17 or 21%.


### Conclusion

On the basis of reports recorded, CMEV concluded that Election Day 2<sup>nd</sup> April 2004 was considerably and qualitatively less violent than the last General Election of 5<sup>th</sup> December 2001. The April 2004 election, both in terms of the campaign period and polling day and except for the situation in parts of the North and East in particular, is the most violence and malpractice free election in Sri Lanka, in the last decade. It is the election most free of violence and malpractice that CMEV has monitored.

In the North and East, CMEV felt that polling in the Jaffna District and in the Polling Divisions of Sammanthurai, Potuvil and Kalmunai in the Digamadulla District, warranted annulment and urged the Election Commissioner to consider doing so and order a re poll in those areas. In the Jaffna District our assessment was based on the reports of local and international observers and in the Digamadulla District on the reports of local and international monitors. (Please see Press Releases dated 2 April 2004).

CMEV believes that the low level of violence and malpractice in the April 2004 election is attributable to a number of factors, most notably the role of the Election Commissioner and the Police in ensuring adherence to election laws. CMEV congratulates the Commissioner and the Police on their success in this regard and calls on the Police to act swiftly and effectively to investigate the incidents of election and post election violence and to prevent further escalation of the latter. We call upon the newly elected government and the leadership of all political parties to cooperate with the Police in this regard and to fulfill their primary responsibility for the prevention of post election violence.

CMEV wishes to thank the Election Commissioner, the Police, its monitors and international observers, donors and all those who assisted and participated in its monitoring of the April 2004 General Election. Our very special thanks go to our fellow citizens, without whose cooperation and support monitoring would not have been possible or worthwhile.



Dr. P. Saravanamuttu  
Co- Convenor



Sunanda Deshapriya  
Co- Convenor



Sunila Abeysekera  
Co- Convenor

**ELECTION DAY INCIDENTS – SUMMARY BY POLLING DIVISION**

ELECTORAL DIVISION	TOTAL NO. OF REGISTERED VOTES	NO. OF POLLING CENTRES	NO. OF POLLING CENTRES MONITORED	NO. OF POLLING CENTRES MONITORED WITH INCIDENTS	SPECIAL COMMENTS
<b>KANDY</b>					
Galagedara	49964	44	21	None	
Gampola					<p>No. 48 - One UPFA supporter was arrested by the Galaha police at 0955hrs for distributing promotional material of UPFA candidate D.M. Jayarathne (12). (RIB 08/95)</p> <p>No. 24 - UPFA supporters were seen snatching polling cards of UNF supporters.</p> <p>No. 11 - An unauthorised person attempted to enter the polling centre posing as an Election Monitor and was arrested by the Galaha police. (MOR 121/2004)</p> <p>No. 38 - Around 10 supporters from both the UNF and UPFA attempted impersonation. Six of them were handed over to the police by the SPO and the other election officials</p> <p>No. 39 - Distribution of propaganda cards of UNF candidate Keheliya Rambukwella (09) by his supporters near the polling centre.</p> <p>No. 55 - Canvassing within 500 metres of the polling centre.</p> <p>No. 31 - Allegation that supporters of UPFA candidate D.M. Jayarathne (12) attempted impersonation. UNF candidate Abdul Cader's (02) supporters were seen near the polling centre.</p>

	81694	54	15	09	No. 32 - Threat and intimidation of voters. No. 53 - An attempt was made to assassinate Sarath Gamini Hettiarachchi, Chairman of the Gampola Urban Council while on his way to the polling centre at approximately 0730hrs. Two UPFA supporters were arrested by the Gampola police in connection to the incident. (EIB 378/224)
Harispattuwa	133404	101	34	None	
Hewaheta	59853	47	47	02	No. 25 - Distribution of propaganda cards. No. 18 - Five UNF supporters in a vehicle were arrested by the Galaha police for illegal possession of polling cards within 500m of the polling centre (vehicle no 53-6185). (MOR 119/04)
Mahanuwara	36760	25	18	02	No. 06 - Attempted impersonation. Police prevent them from entering the polling centre. No. 18 - Several women attempt impersonation. Police stopped them from entering the polling centre.
Kundasale	74784	42	22	01	No. 04 - Problem with polling agent Amarathunge S. Kithsiri (05) UNF candidate verbally abused the SPO.
Nawalapitiya					No. 53 - UPFA polling agent was assaulted by UNF candidate Kishan Karunaratne's (08) sister's supporters. (She is the Chairman of Nawalapitiya Urban Council) No. 48 - Mohandas was arrested by the police for impersonation. No. 10 - Snatching of CMEV monitor's file that had recorded incidents. No. 08 - UPFA and UNF supporters had assaulted each other severely and four UNF supporters, a vehicle (61-1874) were taken into custody by the police. Two grenades seized. No. 13 - UNF polling agent threatened by UPFA candidate Mahindananda Aluthgamage (07) and his supporters

					outside the polling centre. UNF polling agent stated that four files, Rs1,000.00 and an umbrella he was carrying were snatched by UPFA supporters. No. 18 - UPFA candidate Mahindananda Aluthgamage (07) threatened UNF polling agent. Complaint made by UNF candidate Kishan Karunaratne (08). No. 17 - UNF polling agents were not present due to lack of identification cards. This was because the Ganga Ihala Korale Pradeshiya Sabha chairman (Mr. Sisira Aluthgamage), who was responsible for issuing identification cards to the UNF polling agents, was arrested the night before the election.
	76700	54	24	07	
Patha Dumbara	69554	53	37	None	
Senkadagala	66995	42	21	01	No. 13 - Impersonation by UPFA supporters, complaint by UNF.
Teldeniya	39730	41	None	None	
Udu Dumbara	51360	50	34	None	
Udunuwara	69844	55	30	01	No. 26 - Vehicle no 252 – 2061 of UNF candidate Laki Jayawardene's (15) supporters taken into custody for displaying the candidate's name and number within 500 meters of the polling centre.
Yatinuwara	69992	45	25	02	No. 27 - Supporters of the UPFA were apprehended with fake polling cards. No. 40 - Vote rigging by UNF supporters.
<b>TOTAL</b>	<b>880634</b>	<b>653</b>	<b>328</b>	<b>25</b>	

ELECTORAL DIVISION	TOTAL NO. OF REGISTERED VOTES	NO. OF POLLING CENTRES	NO. OF POLLING CENTRES MONITORED	NO. OF POLLING CENTRES MONITORED WITH INCIDENTS	SPECIAL COMMENTS
MATALE					
Dambulla	107353	97	21	01	No. 64 - 22 UNF supporters were arrested for going in a procession near the polling centre. (RIB 51/89)
Laggala	58799	67	24	03	No. 17 - 07 UPFA supporters were arrested for loudly exhorting voters to vote UPFA. They were arrested by the Naula police. (MOIB 97/18) No.15 - 02 UNF supporters were arrested for loudly soliciting votes for the UNF. They were arrested by the Naula police. (MOIB 95/18) No. 01 - A UPFA supporter was arrested by the Naula Police for wearing a cap bearing the UPFA symbol. (MOIB 95/17)
Matale	69860	57	44	04	No. 16 - Two UNF supporters were arrested by the Matale police for attempted fraudulent voting at approximately 1330 and 1530hrs. (MOR 187/2004 and MOR 191/2004) No. 23 - Three UNF supporters were arrested by the Matale police for attempted fraudulent voting. (MOR 190/2004, MOR 188/2004 and MOR 186/2004) No. 38 - A UPFA supporter was arrested by the Matale police at approximately 1546hrs for attempted fraudulent voting. (MOR 189/2004) No. 40 - A UNF supporter was arrested by the Matale police for attempted fraudulent voting. (MOR 27/2004)
Rattota	76544	74	27	None	
<b>TOTAL</b>	<b>312556</b>	<b>295</b>	<b>116</b>	<b>08</b>	

ELECTORAL DIVISION	TOTAL NO. OF REGISTERED VOTES	NO. OF POLLING CENTRES	NO. OF POLLING CENTRES MONITORED	NO. OF POLLING CENTRES MONITORED WITH INCIDENTS	SPECIAL COMMENTS
NUWARA ELIYA					
Hanguranketa					<p>No. 36 - Several polling cards handed out behind a building within 50-75m from the polling centre. Two women were seen cleaning ink from their fingers. The same women were seen voting at another polling centre.</p> <p>No. 30 - Two girls tried to vote but were prevented since they did not have ID cards. They took their polling cards with them.</p> <p>No. 27 - A man was arrested for trying to vote with a card belonging to a deceased person.</p> <p>No. 33 - A UNF vehicle was seen distributing polling cards.</p> <p>No. 35 - A woman who was previously seen at another polling centre also was seen coming to vote. Polling card snatched (allegedly) by UPFA candidate Jayaratne Dissanayake (07) and his bodyguard.</p> <p>No. 34 - UNF supporters allegedly assaulted by supporters of UPFA candidate Jayaratne Dissanayake (07) and his security guard police constable 30673.</p>
Kotmale	61868	66	36	06	
	65044	64	48	None	

Nuwara Eliya - Maskeliya	239511	192	61	05	No. 37 - A supporter of UCPF was arrested by the Agarapathana police at approximately 1100 hrs for attempted impersonation. (EIB 113/39) No. 111 - Ambagamuwa Pradeshiya Sabha UPFA member Maithripala Wimalasuriya was not allowed to vote since the SPO had claimed that the voter had a postal vote. A complaint was made with the Police stating that he had no postal vote. (EIB 79/02) No. 189,190,191 - UNF supporters campaigning outside polling centre.
Walapane	69813	67	None	02	No. 56, 58 – 05 UNF supporters including Jagath Samarahewa, Chairman, Walapane Pradeshiya Sabha and a jeep belonging to the Department of Agriculture (HH 7294) were arrested by the Udupussellawa police at approximately 1020hrs. Firearms were also found inside the vehicle. (RIB 266/100)
<b>TOTAL</b>	<b>436236</b>	<b>389</b>	<b>145</b>	<b>13</b>	

ELECTORAL DIVISION	TOTAL NO. OF REGISTERED VOTES	NO. OF POLLING CENTRES	NO. OF POLLING CENTRES MONITORED	NO. OF POLLING CENTRES MONITORED WITH INCIDENTS	SPECIAL COMMENTS
GALLE Akmeemana					No. 01 - A woman attempts to vote using her sister's polling card. No. 05 - Woman caught for impersonation. No. 30 - Polling agent had objected to a person voting.

Ambalangoda	76101	69	48	06	No. 34 - A voter attempted to leave the polling centre with a polling card and was prevented by the police from doing so. No. 40 - UNF supporter threatened a voter stating that if a vote is not cast for No. 13 UNF candidate the voter would be killed. No. 41 - UNF vehicle SPHN 2541 transported voters to the polling centre. No. 48 - UPFA candidate Shan Wijelal (13) threatened the Police at the polling centre. No. 31 - The CMEV monitor's entry was objected to by polling agents of both parties (UPFA & UNF) and PAFFREL monitor.
	63495	58	36	02	
Baddegama	83381	80	45	None	
Balapitiya	48387	49	38	None	
Bentara-Elpitiya	80943	72	44	02	No. 37 - Impersonation. No. 31 - After creating a disturbance voter asked to leave by SPO.
Galle	70204	61	55	None	
Habaraduwa	72566	72	39	02	No. 37 - UNF supporters threatened voters. Van no. 59-2150. No. 29 - UPFA supporter assaulted by UNF supporters, shots fired in the air.
Hiniduma	86343	85	69	01	No. 24 - UNF candidate Vajira Abeywardhana's (01) placard was seen 60meters from the polling centre.
Karandeniya	62180	58	31	None	
Ratgama	73009	66	48	02	No. 07 - UNF supporter assaulted by UPFA supporters. No.06 - UPFA supporter assaulted by UNF supporters.
<b>TOTAL</b>	<b>716609</b>	<b>670</b>	<b>453</b>	<b>15</b>	

ELECTORAL DIVISION	TOTAL NO. OF REGISTERED VOTES	NO. OF POLLING CENTRES	NO. OF POLLING CENTRES MONITORED	NO. OF POLLING CENTRES MONITORED WITH INCIDENTS	SPECIAL COMMENTS
MATARA					
Akuressa	82330	60	31	None	
Deniyaya	80259	59	49	01	No 58 - Two persons could not vote because their votes had already been used by others.
Devinuwara	71812	59	42	None	
Hakmana	79918	61	44	01	No. 08 - Person attempting to cast a fraudulent vote was arrested.
Kamburupitiya	74434	61	27	01	No. 26 - UPFA polling agent Akram threatened not to report to the polling centre by UNF candidate Mahinda Wijesekera (06) and his supporters. CMEV informed police and police mobile team arrived at the polling centre. When police arrived, UPFA candidate Abeywickreme Danwas Stanly (02) and his supporters as well as Mahinda Wijesekera (06) had both been at the polling centre and the police had sent them away.
Matara	78465	61	47	03	No. 59 - Supporters of UPFA candidate Mangala Samaraweera (09) and UNF candidate Mahinda Wijesekara (06) engaged in heated argument 400m away from the polling centre. No. 01 - A large placard of UNF candidate Mahinda Wijesekara (06) was seen near the polling centre. Supporters of Mr. Wijesekara (06) distributed leaflets to voters near the polling centre. No. 21 - Supporters of UNF candidate Mahinda Wijesekara (06) were seen handing out leaflets.

Weligama					<p>No. 43 - UPFA candidate Premasiri Manage's (03) vehicle was attacked by supporters of UNF candidate Mahinda Wijesekara (06). According to Police S.I. Soysa, 8 attackers were taken into the police vehicle but they were pulled out by Mr. Wijesekara (06). Approximately 200 supporters of Mahinda Wijesekera (06) present at the polling centre. (EIB 238/26)</p> <p>No. 01 - UNF candidates were threatening voters to vote for UNF.</p> <p>No. 08 - Leaflets of UNF candidate Justin Galappaththi (05) were handed to voters.</p> <p>No. 45 - UNF supporters threaten voters to vote UNF.</p> <p>No. 20 - UPFA supporter N. E. Wickramasena attacked by UNF candidate Mahinda Wijesekara (06) and his supporters. The incident took place at Wickramasena's residence, which is in front of the polling centre.</p> <p>No.19 - Fraudulent voter arrested. UNF and UPFA supporters threatened voters near the polling centre. UNF supporters attacked a UPFA voter. The CMEV Monitor was also threatened.</p> <p>No. 11 - A group of people wearing t-shirts with UNF candidate Mahinda Wijesekara's (06) number were seen near the polling centre.</p>
	83288	64	48	07	
<b>TOTAL</b>	<b>550506</b>	<b>425</b>	<b>288</b>	<b>13</b>	

ELECTORAL DIVISION	TOTAL NO. OF REGISTERED VOTES	NO. OF POLLING CENTRES	NO. OF POLLING CENTRES MONITORED	NO. OF POLLING CENTRES MONITORED WITH INCIDENTS	SPECIAL COMMENTS
<b>HAMBANTOTA</b>					
Beliatta	72045	73	30	02	No. 44 - Mr. Manawaduwa, a supporter of UNF candidate Sajith Premadasa (07) was attacked at approximately 0845hrs by unidentified persons who travelled in a vehicle without number plates. Mr. Manawaduwa's vehicle was forced off the road resulting in Manawaduwa sustaining injuries to his head and his vehicle being damaged. (EIB 261/02) No. 31 - UPFA supporters attacked Independent group III candidate Ranil Piyadarshana (06). Two fraudulent voters arrested.
Mulkirigala	85563	83	30	None	
Tangalle	98376	90	55	01	No. 43 - UPFA accused the SPO of deceiving elderly voters requiring assistance and marking their ballot papers.
Tissamaharama	128377	127	59	02	No. 107 - Unregistered voter was sent away by SPO. No. 87 - Supporters of UNF candidate M.I.M. Nawaz (08) seen distributing leaflets near the polling centre.
<b>TOTAL</b>	<b>384361</b>	<b>373</b>	<b>174</b>	<b>05</b>	

ELECTORAL DIVISION	TOTAL NO. OF REGISTERED VOTES	NO. OF POLLING CENTRES	NO. OF POLLING CENTRES MONITORED	NO. OF POLLING CENTRES MONITORED WITH INCIDENTS	SPECIAL COMMENTS
<b>COLOMBO</b>					
Avissawella	98012	52	41	None	
Borella	62722	39	36	None	
Colombo Central					No. 02 - Three UNF supporters arrested for attempted impersonation. No. 41 - A supporter of the UPFA with someone else polling card was apprehended. No. 34 - A supporter of the ULF (United Lalith Front) was arrested by the Maligawatte police for being in possession of 09 polling cards. (MOR 241/2004) No. 68 - Person arrested for attempting to cast a fraudulent vote. (CIB 2 250/09) No. 88 - A UPFA supporter was arrested while attempting to cast a fraudulent vote (MOR 366/2004). No. 83,84,85,86 - A UPFA supporter was arrested by the Maradana police for distributing campaign leaflets of UPFA candidate Keerthi Udawattha (07). (MOR 363/2004) No. 88 - Two UPFA supporters were arrested attempting to cast fraudulent votes. (MOR – 365/2004)
Colombo East	153763 67885	98 39	48 27	09 None	
Colombo North					No. 42 - UNF supporter arrested by the police after casting fraudulent vote. (EIB 23/03)

	86388	53	53	03	No. 31 - UNF supporter arrested by the Police after casting fraudulent vote. (RIB 333/130) No. 39 - UNF supporter arrested by the Police attempting to cast a fraudulent vote.
Colombo West	40209	26	12	None	
Dehiwala	60159	38	38	03	No. 23, 24, 25 - Allegedly 25 JHU supporters including 04 monks, cast around 25 illegal votes – observation by CMEV monitor.
Homagama	135242	71	39	None	
Kaduwela	143644	68	42	None	
Kesbewa	137285	74	55	None	
Kolonnawa	106335	59	55	None	
Kotte	74159	47	47	07	No. 06 - Fraudulent vote cast by UPFA candidate Susil Premajayantha's (02) supporter. Apprehended by Police but not arrested. UNF polling agent not present. No. 01, 02 - UNF candidate Ravi Karunanayake's (22) placards shown on the access route to the polling centres. No.17 - UPFA candidate Arjuna Ranathunga's (04) vehicle near the polling centre displaying candidate's number and party colours. No.10 - UNF candidate Ravi Karunanyake's (22) supporters voted fraudulently. No. 09, 11 - One UNF supporter and three UPFA supporters taken into custody for handing out candidates' campaign cards.
Maharagama	118318	62	28	None	
Moratuwa	116454	71	48	None	
Ratmalana	67176	37	37	None	
<b>TOTAL</b>	<b>1467751</b>	<b>834</b>	<b>606</b>	<b>22</b>	

ELECTORAL DIVISION	TOTAL NO. OF REGISTERED VOTES	NO. OF POLLING CENTRES	NO. OF POLLING CENTRES MONITORED	NO. OF POLLING CENTRES MONITORED WITH INCIDENTS	SPECIAL COMMENTS
<b>GAMPAHA</b>					
Attanagalla	109731	70	70	06	No.43, 44 - Two UNF supporters arrested for distributing leaflets. No. 33, 54 - Two UPFA supporters arrested for distributing leaflets. No. 46, 47 - One UPFA supporter arrested for distributing leaflets.
Biyagama	96568	59	59	None	
Divulapitiya	90352	58	50	None	
Dompe	94755	70	40	None	
Gampaha	120833	81	54	None	
Je-Ela	113559	70	65	01	No. 41 - Two persons assaulted near the polling centre.
Katana	110706	75	30	None	
Kelaniya	80329	56	50	None	
Mahara	117826	74	64	None	
Minuwangoda	107679	72	23	None	
Mirigama	104122	75	44	None	
Negombo	88773	62	52	None	
Wattala	91912	64	64	None	
<b>TOTAL</b>	<b>1327145</b>	<b>886</b>	<b>665</b>	<b>07</b>	

ELECTORAL DIVISION	TOTAL NO. OF REGISTERED VOTES	NO. OF POLLING CENTRES	NO. OF POLLING CENTRES MONITORED	NO. OF POLLING CENTRES MONITORED WITH INCIDENTS	SPECIAL COMMENTS
<b>KALUTARA</b>					
Agalawatta	88142	80	54	None	
Bandaragama	104093	68	65	02	No. 31, 32 - Large crowd gathered near the polling centre - both UNF and UPFA
Bulathsinhala	69720	55	30	None	
Beruwela	96897	66	45	01	No. 55 - UNF and UPFA supporters assaulted each other. Supporters of the UPFA injured. The Beruwela Police took Masayin Mohommed (UNP) - Mayor of Beruwela into custody and later released him. (EIB 04/04)
Kalutara	99940	59	32	02	No. 51 - Police beat and chased away a group of people distributing election campaign material near the polling centre- supporters of UNF candidate Rajitha Senaratne (12). No. 38 - Kalutara Police arrest 10 persons in possession of 02 bombs, 02 guns and leaflets of UNF candidates Rajitha Senaratne (12) and Bandula Parakrama Gunawardane (09).
Horana	96686	64	50	None	
Panadura	99741	63	63	None	
Mathugama	90919	60	60	None	
<b>TOTAL</b>	<b>746138</b>	<b>515</b>	<b>399</b>	<b>05</b>	

ELECTORAL DIVISION	TOTAL NO. OF REGISTERED VOTES	NO. OF POLLING CENTRES	NO. OF POLLING CENTRES MONITORED	NO. OF POLLING CENTRES MONITORED WITH INCIDENTS	SPECIAL COMMENTS
<b>ANURADHAPURA</b>					
Anuradhapura East	77391	57	57	None	
Anuradhapura West	81435	72	41	None	
Horowpathana	65482	52	37	01	No. 03 - Four persons arrested for impersonation
Kekirawa	66036	55	22	05	No. 03 - Threat to voters (intimidation) by supporters of UPFA candidate Gamage Weerasena (06) No. 08 - Arrest of Independent Group III candidate J.M. Adikari's (01) supporters who were bearing weapons near the polling centre. No. 12 - Threat and intimidation by armed persons at the centre. UPFA supporters threaten UNF polling agent No. 18 - Threat and intimidation by UPFA supporters. No. 19 - Impersonation by Mohammed Riaz, who was subsequently arrested.
Kalawewa					No. 14 - Intimidation by UPFA supporters of UNF supporters. No. 21 - UPFA voters G.L. Sarathchandra and H. B. Jayasena assaulted by UNF candidate K. D. Sunil Mendis (11). (EIB 117/05) No. 40 - Supporters of UNF Candidate A. M. R. Abeysinghe (02) attempted to forcibly enter the polling centre. No. 05 - Threat to UNF polling agent by UPFA supporter. The polling agent was threatened not to go to the polling centre on election day.

					No. 67 - Two voters were assaulted by UNF candidate Sunil Dissanayake's (04) supporters. No. 72 - Voter Christopher (UPFA supporter) attacked inside the polling centre. (EIB 87/03) No. 24 - Threat to voters by supporters of UPFA candidate Duminda Dissanayake (09). No. 12 - UNF polling agent threatened by UPFA supporters. (EIB 120/07)
Madawachchiya	102138	77	62	08	
	68897	64	64	None	
Mihinthale	52770	47	36	None	
<b>TOTAL</b>	<b>514149</b>	<b>424</b>	<b>319</b>	<b>14</b>	

ELECTORAL DIVISION	TOTAL NO. OF REGISTERED VOTES	NO. OF POLLING CENTRES	NO. OF POLLING CENTRES MONITORED	NO. OF POLLING CENTRES MONITORED WITH INCIDENTS	SPECIAL COMMENTS
<b>POLONNARUWA</b>					
Medirigiriya	66605	55	35	02	No. 43 - Attempt at impersonation by older brother using his younger brother's polling card. This person had voted at the polling centre 43 Hall No 02 and gone to Hall No 01 at the same polling centre to cast the second vote. No. 18 - UNF supporters conducting propaganda activities outside the centre. Small scale impersonation has also taken place.
Minneriya	70308	62	35	01	No. 47 - A sick lady had asked a polling agent to mark her vote, as she was unable to do so. She claims that the agent marked a vote for UNF when she asked for UPFA.

Polonnaruwa					No. 91 - Officials stoned when ballot boxes were transported. UPFA candidate Maithripala Sirisena (06) and supporters threatened Independent Group No VIII Candidate P. G. D. Palitha Perera (04) near the polling centre No. 97 -Two persons attempting to vote fraudulently arrested. No. 41 - CMEV monitor refused entry into polling centre by SPO at the request of UPFA candidate Mahinda Ratnayake (03).
	117148	106	59	03	
<b>TOTAL</b>	<b>254061</b>	<b>223</b>	<b>129</b>	<b>06</b>	

ELECTORAL DIVISION	TOTAL NO. OF REGISTERED VOTES	NO. OF POLLING CENTRES	NO. OF POLLING CENTRES MONITORED	NO. OF POLLING CENTRES MONITORED WITH INCIDENTS	SPECIAL COMMENTS
JAFFNA					
Kayts					No. 16 - Fraudulent voters handed over to police on an EPDP complaint. No. 41, 42, 45, 46 - Incidents of systematic impersonation. Polling cards seen being given to 10-15 people. No. 45 - Many incidents of systematic impersonation. EPDP van dropped 15 people at the polling centre. ITAK (TNA)) candidate Kanthar Nallathambi Srikantha (02) conducted a meeting outside the polling centre with approximately 40 people, including 5 persons who were denied entry to the polling centre by the SPO. Two youth were not allowed to vote due to having ink stained fingers. At 1600 hrs, 55% of the votes were cast compared to only 20% votes being cast by 1530 hrs in other areas.

					<p>No.17, 18 – The same woman was seen voting in two polling centres.</p> <p>No.18 - Voters from a van were turned away because the ITAK (TNA) agent complained.</p> <p>No. 42 - ITAK (TNA)) candidate Kanthar Nallathambi Srikantha (02) had a meeting with approximately 25 people, near the polling centre. 10 people were seen handing out polling cards. Voters were seen taking these cards to the polling centre.</p> <p>No. 07 – Number of voters challenged by EPDP polling agents. This resulted in voters being turned away by SPO.</p>
	51911	47	32	07	
Jaffna					<p>No.20 - Around 20-25 EPDP voters were restrained from entering the polling centre.</p> <p>No. 01, 36 - Impersonation allegations by EPDP polling agent against ITAK (TNA) voters, later dismissed by Police.</p>
	57460	43	37	03	
Vaddukoddai					<p>15 polling centres had unauthorized persons from ITAK and EPDP inside the centre.</p>
	61283	57	37	None	
Kopai					<p>No. 37 - About 20 youth gathered in a suspicious manner not far from the polling centre. Some had polling cards. They disappeared when they realized that they were being observed.</p> <p>No. 06, 07 - A large group consisting of young and old, removing ink from fingers and handing out polling cards. Persons in a van parked nearby were also seen handing out polling cards.</p> <p>No.20 - A woman was seen removing ink. She hid a polling card when she realized she was being observed.</p> <p>No. 27, 28 - Large group of youth seen near the corner of the polling centre. A man was seen with finger cleaning agent handing out polling cards.</p>
	61403	60	08	06	

Point Pedro (Cleared area)	39145	35	26	02	Large scale impersonation by ITAK (TNA) supporters. No. 04, 05 - Persons in van seen handing out buns to people. Van raced away when monitors were spotted.
Kankasanthurai	64434	58	37	None	
Manipay	65218	62	57	None	Only ITAK (TNA) polling agents were present in 33 polling centres.
Chavakachcheri	57379	51	16	05	No. 12 - Several young people seen outside polling area passing on papers that looked like polling cards. Mobile Police moved them away. No. 13, 14 - Two cyclists were observed hiding a bag near a van. The bag contained polling cards that they later distributed. No. 06, 07 - Two youths seen cleaning fingers a short distance from the polling centres.  At lunchtime, a bus was seized to transport people to vote. An ITAK supporter was arrested (EIB 168/04)  No. 32 - Ballot Box not sealed properly. The SPO claimed ignorance.
Uduppidy	54087	53	33	02	No. 36 - vehicles transporting voters at 1215 hrs. Van no. 52-1182, bus no. 29-5767 and bus no. 29-3792. No. 13 - EPDP candidate Ms. Maheswari Velayuthan (10) notified that the EPDP polling agent was been intimidated by the ITAK (TNA) candidate Kanagalingam Sivajilingam (03).  Large scale impersonation by ITAK (TNA) supporters.

Nallur	67672	52	39	06	<p>No. 50, 51 - EPDP agent was intimidated by ITAK (TNA) supporters. No.46, 47, 48, 49 - People were seen erasing ink from their fingers.</p> <p>Around eight men were seen removing ink from fingers. Three youth aged 15-17 years were stopped from voting. They were seen with a ITAK (TNA) candidate the previous night.</p> <p>It was alleged that EPDP had been selling polling cards the previous night near the Nallur Temple. ASP. Ananda Seneviratne stated that there was no report with the Police.</p> <p>No. 32, 34 - EPDP polling agents often objected to voters. This phenomenon was seen in Uduppidy as well.</p>
Muhumalai Cluster Centres  (Killinochchi Plus Point Pedro – Un-cleared area (Maradankerni))					<p>Youngsters were found with a pile of polling cards. Loudspeakers were giving instructions on how to vote – there was indirect reference to the ITAK (TNA). Example – reference was made to the house, which is the symbol of the ITAK (TNA).</p> <p>0900 hrs - EPDP members were handing out pamphlets to voters at a Police Check point. When asked, the Police said that they had received special permission from the Election Commissioner.</p> <p>Police had seen at least 08 persons coming to vote twice. The CMEV International Observer had seen one person coming to vote twice.</p>

	64287 (Killinochchi – 57975 + Maradankerni – 6312)	58 (Killinochchi 50 + Maradankerni 08)	58	31	<p>1130 hrs – several EPDP polling agents had told monitors that they were going to withdraw from Muhumalai.</p> <p>EPDP Polling Agents were seen distributing leaflets at the centre at approximately 0922 hrs. 04 EPDP polling agents had been prevented from discharging their duties by the ARO until their identities were clarified. The SPO claimed that the EPDP agents had constantly challenged voters thereby unduly delaying the process.</p> <p>Suspicious queues of young people gathered near the polling centre. One male voter had come with the polling card of a woman.</p> <p>Impersonation in general was seen at the centre. Several voters were transported in ITAK (TNA) buses.</p>
<b>TOTAL</b>	<b>644279</b>	<b>576</b>	<b>380</b>	<b>31</b>	

<b>ELECTORAL DIVISION</b>	<b>TOTAL NO. OF REGISTERED VOTES</b>	<b>NO. OF POLLING CENTRES</b>	<b>NO. OF POLLING CENTRES MONITORED</b>	<b>NO. OF POLLING CENTRES MONITORED WITH INCIDENTS</b>	<b>SPECIAL COMMENTS</b>
<b>VANNI</b>					
Vavuniya (Cleared area)	82708	74	61	None	
Omanthai Cluster					No. 76 - Impersonation prevented by Polling Agent.

Polling Centres (Mullativu – Un-cleared area Plus Vavuniya – Un-cleared area)	69994  (Mullativu – 52517 + Vavuniya – 17477)	66  (Mullativu 49 + Vavuniya 17)	66	01	Omanthai Central College Cluster Polling Centres – Polling cards were distributed to impersonators. Polling cards were handed out by two LTTE and one EPDP supporters.  Polling agents were not allowed to be at the polling centre – Complaint by PLOTE.  Only ITAK (TNA) polling agents were at most centres.  Impersonation by people below the eligible voting age - PLOTE complaint.  Lack of adequate transport to un-cleared areas.
Mullativu (Weliyoa Polling Centre – Cleared area)	922	01	None	None	
Mannar	72980	67	41	03	No. 66 - Attempted impersonation. Complaint by EPDP candidate of five young boys attempting to rig votes. No. 45 - One person caught casting fraudulent vote No. 57 - Disturbance by Police officers impeded work of election staff. Secrecy of ballots questionable due to cramped conditions.
<b>TOTAL</b>	<b>226604</b>	<b>208</b>	<b>168</b>	<b>04</b>	

ELECTORAL DIVISION	TOTAL NO. OF REGISTERED VOTES	NO. OF POLLING CENTRES	NO. OF POLLING CENTRES MONITORED	NO. OF POLLING CENTRES MONITORED WITH INCIDENTS	SPECIAL COMMENTS
BATTICALOA					
Kalkudah	86626	91	49	14	<p>No. 58, 59, 60 - UPFA polling agent harassed and intimidated by other agents for speaking out on potential fraudulent voting. Clash outside the centre between SLMC candidate Ameerahli Sihab Dean's (01) brother and UPFA candidate N. M. Gazzali (05). Women supporting Ameerahli Sihab (01) seen trying to vote twice but were prevented by SPO.</p> <p>No. 69, 70 - Young men were seen arguing with older women with the objective of taking their polling cards or trying to force them to vote for a particular party.</p> <p>No. 20, 21, 22, 23, 27, 28, 50, 52, 53 - CMEV monitors reported sighting the same voters voting repeatedly, but not on a large scale. Party affiliations of the impersonators not identified.</p> <p>In Kokkadicholai there was a 1.3 km distance from the jetty to the polling centre, with no bus or other transportation provided.</p>
Batticaloa					<p>No.116 - Independent Group VIII candidate M. I. M. Ameer Hamza (05) assaulted by SLMC supporters. Tension was controlled by Police.</p> <p>No. 113 - Systematic impersonation by UPFA supporters.</p> <p>No. 114 - Impersonation.</p> <p>No. 108 - Impersonation took place. UPFA supporters involved.</p>

	141190	133	76	05	No. 117 - Impersonation. SLMC polling agent driven away by UPFA supporters. Most votes were cast by noon.
Paddirippu	76112	83	46	None	
<b>TOTAL</b>	<b>303928</b>	<b>307</b>	<b>171</b>	<b>19</b>	

ELECTORAL DIVISION	TOTAL NO. OF REGISTERED VOTES	NO. OF POLLING CENTRES	NO. OF POLLING CENTRES MONITORED	NO. OF POLLING CENTRES MONITORED WITH INCIDENTS	SPECIAL COMMENTS
TRINCOMALEE					
Trincomalee	86277	97	84	07	No. 33 - People whose names were not on the voter list asked the SPO to allow them to vote. SPO refused. No. 68 - SLMC polling agent prevented four underage ITAK supporters from voting. Four other ITAK supporters threatened the polling agent with death. No. 76, 77 - Approximately 100 ITAK supporters came by bus to vote. They were not from the area. (Systematic Impersonation). No. 92 - Systematic Impersonation by SLMC supporters. No. 72, 73 - Systematic Impersonation.
Seruwila					No. 36, 37 - Sarath Ranaweera, brother of UNF candidate V. Sunil Shantha Ranaweera (06) asked voters to vote for V. Sunil Shantha Ranaweera (06). No. 53 - UPFA candidate A. D. S. G. Munasinghe Kariyawasam (01) assaulted an Election Official. No. 51, 54 - Two SLMC vehicles detained by police for displaying campaign material.

					No. 21, 22, 27 - Systematic impersonation by SLMC and ITAK supporters. Party supporters seen casting votes of deceased people and those gone abroad. No. 23, 24, 25, 26 - Systematic impersonation by SLMC supporters.
	63161	87	68	12	Fraudulent voting on a large scale.
Muthur					No. 09 - Systematic Impersonation. No. 14 - Polling agent Ali from Independent Group II threatened by voter. No. 32 - Police officer had reported same people voting 5-7 times No. 37 - Police officer had reported that a Muslim woman had voted 7 times. No. 50, 51 - Underage voting by SLMC supporters using polling cards of persons who are abroad. A group of people congregated outside the polling centres chased away by Police.
	74869	94	45	06	
<b>TOTAL</b>	<b>224307</b>	<b>278</b>	<b>197</b>	<b>25</b>	

<b>ELECTORAL DIVISION</b>	<b>TOTAL NO. OF REGISTERED VOTES</b>	<b>NO. OF POLLING CENTRES</b>	<b>NO. OF POLLING CENTRES MONITORED</b>	<b>NO. OF POLLING CENTRES MONITORED WITH INCIDENTS</b>	<b>SPECIAL COMMENTS</b>
DIGAMADULLA					
Kalmunai					No. 24, 25, 26 - Polling agent Mr. Rizwan assaulted by UPFA supporters. He was hospitalized. No. 49 - Persons close to the polling centre wearing caps with the colours green and yellow and the numbers 01 and 08 with crosses marked on them. CMEV monitors

					<p>heard them saying that someone who had harassed them yesterday (name was not clearly heard) would be killed if he came to vote today.</p> <p>The road from Kalmunai to Tirukkovil - crowds, gathered near the entrance to the polling centre. Believed to be equally divided between supporters of SLMC candidate A. Rauf Hakeem (01) and UPFA (NUA) candidates Ferial Ashraff (01) and Athaullah Ahamed Lebbe Marikkar (02).</p> <p>In Sainthamaruthu, large crowd on the road. Clash between SLMC and NUA supporters. The STF shot into the air to disperse the crowd.</p>
	60456	56	38	04	
Amparai					No. 43 - Supporters of UNF candidate A.P. Galappattige Chandradasa (03) were giving money to voters outside the polling centre.
	132371	140	111	01	
Pottuvil					<p>No. 43 - Voters transported in ITAK van.</p> <p>No. 55 - Impersonation by ITAK supporters.</p> <p>No. 39 - Around 200 voters outside at 1600 hrs. ITAK supporters shouted at the SPO to let them impersonate, but the SPO refused.</p> <p>No. 24, 32, 122, 123 - CMEV monitors reported sighting the same voters voting repeatedly and at times using cards of dead persons or persons abroad, but not on a large scale. Party affiliation of the impersonators was not identified.</p> <p>No. 26 - Impersonation. A person appointed to help the elderly was asking elderly voters to vote for the SLMC.</p> <p>No. 30, 31 - Impersonation by EPDP and ITAK supporters. Vehicles of both parties were parked outside the polling centres.</p>

				<p>No. 22 - Supporters of SLMC and UPFA fighting in front of the polling centre.</p> <p>No. 16 - Supporters of the UNF arrived on motorbikes and intimidated voters.</p> <p>No. 49, 52- Impersonation by ITAK.</p> <p>No. 45 - Impersonation by ITAK. Supporters of ITAK standing outside the polling centre were beaten and chased away by the Police.</p> <p>No. 46 - Supporters of ITAK were standing around the polling centre before the ballot boxes were taken.</p> <p>No. 73 - UPFA candidate Athaulla Ahamed Lebbe Marikkar's (02) supporters arrived and engaged in impersonation for about ½ hour. Around 50 or 60 votes may have been cast by them.</p> <p>No. 103 - Systematic Impersonation of more than 100 votes. SPO could not control the situation.</p> <p>No. 101, 102 - A group of fifteen members, who were supporters of the SLMC repeatedly voted. The SPO could not control them. He ultimately said, "this is the last time".</p> <p>No. 82 - Approximately 40 members of SLMC issued polling cards to young boys to vote. At approximately 1400 hrs, an unidentified group of people attacked a police jeep with stones, causing damage to the vehicle. (EIB 02/21)</p> <p>No. 42 - Supporters of ITAK threatened and intimidated voters.</p> <p>No. 112 - Supporters of SLMC were giving polling cards to young people from a shop opposite the polling centre.</p>
--	--	--	--	---

				<p>No. 116 - CMEV monitor Thiyagarajah heard several persons discussing plans to cast fraudulent votes. Many persons were gathered outside the polling centre; CMEV monitors saw them with leaflets promoting one candidate and attempting to distribute them to persons going in to the polling centre. A mobile Police team arrived and prevented this.</p> <p>No. 85 - SPO U.L.O. Rahamatullah had sent back some persons that he suspected of being impersonators after taking away the polling cards that they had brought with them.</p> <p>No. 99 - Election Official assaulted by UPFA supporters (EIB 383/12)</p> <p>No. 92 - SLMC supporter cast a fraudulent vote. (EIB 367/03)</p> <p>No. 54 - A large number of ITAK supporters were at the centre, behaving in a disruptive and intimidating manner. These supporters arrived in two vehicles, an Isuzu van 30 Sri 0238 and a white van 250-6210. They were also seen earlier with ITAK Candidate Ariyanayagam Chandraneru (01) in Tirukkovil which led the CMEV monitors to believe that they were his supporters engaging in impersonation.</p> <p>According to Police Complaint EIB 368/4 registered by a candidate of Independent Group XIX, Abdul Rashid Mohamed Sayeed (02), two candidates Mohamed Thambi Muhajirin (09) and Mohamed Ibrahim Hussein (07) of the Independent Group XIX were injured. They were admitted to Amparai Base Hospital with cut wounds resulting from an assault on them by SLMC supporters including SLMC Candidate Uthuma Lebbe Uvais (04). The attack took place at 5<sup>th</sup> Milepost on the Amparai / Akkaraipattu road at approximately 1130 hrs. One of the vehicles they were</p>
--	--	--	--	---

					<p>travelling in, a white van No. HV 5326 was damaged and taken to the Police Station.</p> <p>Tirukkovil - There had been a clash between ITAK (TNA) candidate Ariyanayagam Chandranehru's (01) supporters and the supporters of another ITAK (TNA) candidate Canagasabai Pathmanathan (03). Mr. Chandranehru (01) stated that he was providing transport for his supporters to the polling centres. Such arrangements were being made while the monitors were there. Some persons who had intended to impersonate voters in his favour complain to CMEV monitor that the SPO had prevented them from doing so.</p>
Sammanthurai	123051	126	87	28	<p>No. 44 - Attempt at Impersonation by SLMC supporters, which UPFA polling agent prevented. Supporters of SLMC tore the ballot papers and SPO suspended voting from 1100 hrs to 1330 hrs.</p> <p>No. 43 - Male ITAK voter brought female voter's polling card.</p> <p>No. 35, 37 - Supporters of SLMC candidate M.I.M. Mansoor (06) had entered the polling centres and had threatened the voters to vote SLMC. UPFA supporters had objected and a fight erupted. SLMC supporters attacked UPFA supporters including Kunjithamby and damaged his motorbike.</p> <p>No. 17, 30, 31 - Impersonation by UPFA and SLMC supporters.</p> <p>No. 28, 29 - Fighting between UPFA and SLMC supporters. UPFA supporters assaulted and hurt by SLMC supporters including candidate Sinna Lebbe Mansoor (10). Police shot in the air to control the situation.</p>

					<p>No. 23 - Fighting between UPFA and SLMC supporters.  No. 21, 19 - Systematic Impersonation.  No. 18 - SLMC supporters snatched Police weapon and fired at UPFA supporter's vehicle. Driver Sinnatambi was injured.  No. 13 - Systematic impersonation by ITAK supporters  No. 45 - Systematic Impersonation.  No. 15, 16 - UPFA and SLMC quarrel in front of polling centres.  No. 38 - UPFA supporters assaulted 03 SLMC supporters.  No. 32, 33 - UPFA national list candidate Anwar Ismail and his supporters entered two houses which are in front of the polling centres and attacked SLMC supporters. STF who accompanied Mr. Ismail fired in the air. Mr. Ismail was travelling by car 32 Sri 2305. STF jeep 59-7489.</p> <p>CMEV monitor S.C. Faleel, said that he had been threatened with his wife by a group of unidentified persons if he monitored the elections. Faleel said that there had seen several under aged persons voting during the day.</p>
<b>TOTAL</b>	<b>63166</b> <b>379044</b>	<b>69</b> <b>391</b>	<b>40</b> <b>276</b>	<b>20</b> <b>53</b>	

ELECTORAL DIVISION	TOTAL NO. OF REGISTERED VOTES	NO. OF POLLING CENTRES	NO. OF POLLING CENTRES MONITORED	NO. OF POLLING CENTRES MONITORED WITH INCIDENTS	SPECIAL COMMENTS
<b>KURUNEGALA</b>					
Bingiriya	75985	61	53	01	No. 61 - According to Ms. Chamila Niroshani, a voter who directly contacted the CMEV Colombo Office, her vote was already cast by the time she went to the centre to vote (at approximately 1130 hrs).
Dambadeniya	83250	61	36	02	No. 04, 05 – Impersonation.
Dodangaslanda	61727	46	44	None	
Galgamuwa	88822	66	46	07	No. 16 - Snatching of polling cards by UNF supporters. Voters had assaulted a driver. A UPFA voter had scolded a UNF supporter in the polling centre. No.19 - UNF supporters were sent away by police for obstructing voters. No. 36, 37, 57 - Voters assaulted by UNF supporters. No. 36, 37 – UPFA polling agents were chased out allegedly by UNF candidate Indika Bandaranayake’s (08) supporters. No. 05 - Threat and intimidation. No. 41 - UPFA supporters assaulted voters. (EIB 100/4)
Hiriyala	83535	58	35	None	
Katugampola	83645	65	32	02	No. 11 - Threat and intimidation of two voters. No. 11 & 12 - Voters assaulted by UNF supporters.
Kuliyapitiya	86416	70	38	01	No. 32 - Intimidation of voters. Pasting of posters also carried out. Police intervened.

Kurunegala	74368	50	44	03	<p>No. 03 - Forcible voting. Supporter of UNF candidate Ghouse Meera Sahib Mohamad (10) apprehended by police</p> <p>No.06 - R.M. Ratnayake's (polling card No. 1025) vote was cast by someone else.</p> <p>No. 20 - Group congregated within 30m of the polling centre.</p>
Mawathagama					<p>No. 29 - UPFA supporter carrying placards and causing disturbance.</p> <p>No.28 - UNF and UPFA supporters congregating near the polling centre. They were seen handing out leaflets. UPFA polling agent was delayed in coming to the polling centre. There were about 100 votes cast by then.</p> <p>No. 49 - Threat and intimidation by persons travelling in vehicle no. 54 Sri 1366</p> <p>No. 03 - Voter intimidation and assault by UNF supporters.</p> <p>No.11 - Clash between persons within 300m of polling centre. UPFA polling agent was given a letter saying that he should leave the polling centre. Voter was assaulted by another voter.</p> <p>No.18 - 07 cases of impersonation.</p> <p>No 19 - UNF supporters threatened voters and assaulted a young girl.</p> <p>No. 22 - Fraudulent voting by people who arrived in a lorry HA 2043</p> <p>No. 01, 02 - Threat and intimidation of voters.</p> <p>No. 30 - Posters were handed out to voters near the polling centre. JHU voters assaulted by unknown party. Access to polling centre blocked by supporters of UNF candidate Johnston Fernando (13).</p>

					No. 24, 25 - UPFA voters threatened and prevented from reaching polling centres. No. 06, 07, 18, 19, 21 - Voters intimidated and assaulted by UNF candidate Johnston Fernando's (13) supporters. Firearms sighted. No. 18 - UNF Candidate Johnston Fernando's (13) supporters threatened the CMEV day monitor Ajith Indika Wijesinghe and snatched his file. No. 43 - Intimidatory behaviour by UNF supporters.
	75264	55	46	17	
Nikawaratiya	80736	63	28	None	
Panduwasnuwara	64979	51	40	01	No. 04 - Police officer on duty at the polling centre clashes with another person outside the polling centre.
Polgahawela	68091	54	39	None	
Wariyapola					No. 12 - Approximately 300m from the centre, UNF supporters assaulted a polling agent (party not identified) who was on his way to the centre on his motor cycle, injuring the agent and causing damage to the bike. UNF supporters also assaulted voters and snatched approximately 15 polling cards. No. 22 - UNF supporters light fire crackers near the polling centre. No. 07 - Two cases of impersonation. No. 01 - Approximately 150 yards from the centre, UNF supporters attacked a vehicle in which UPFA supporters were travelling.
	65847	50	37	04	
Yapahuwa					No. 62 - A voter I. M. Ananda Priyankara was assaulted by UNF candidate D.M. Bandaranayaka (15) and his Police guards after he cast his vote. (EIB 165/03)
	96817	67	41	01	
<b>TOTAL</b>	<b>1089482</b>	<b>817</b>	<b>559</b>	<b>39</b>	

ELECTORAL DIVISION	TOTAL NO. OF REGISTERED VOTES	NO. OF POLLING CENTRES	NO. OF POLLING CENTRES MONITORED	NO. OF POLLING CENTRES MONITORED WITH INCIDENTS	SPECIAL COMMENTS
PUTTLAM					
Anamaduwa	92596	91	51	11	No. 08 - Voter taken into custody for attempting impersonation. No. 19 - UNF candidate Palitha Range Bandara (06) and his supporters assaulted several persons near the polling centre. No. 20 - Mobile Police no 6 came regularly in a vehicle. No. 31 - Impersonation – vote already cast. No. 51 - K.A. Premalal was arrested for impersonation. No. 75 - Forcefully snatching polling cards. No. 36 - Attempted impersonation. No. 14 - Approximately 10-12 ballots stolen. No. 05 - Approximately 04-05 ballots stolen. No. 30 - Threat and intimidation of voters by UNF candidate Palitha Range Bandara (06) and his supporters. No. 03 - Supporters of UPFA assaulted by UNF supporters. No. 06,07,10,11 - CMEV foreign monitors received unofficial reports that unidentified persons had intimidated voters.
Chilaw	98394	82	27	02	No. 11 - A UNF supporter threaten voters and is taken into custody. No. 12 - Voters chased out by UNF supporters.
Nattandiya	76097	64	26	None	

Puttlam	90004	75	41	05	No. 11, 12 - UNF supporters provide voters with food and drinks as inducements. UNF supporters behave in a manner that obstructs people from voting. UNF supporters obstruct polling agents. No. 70, 71 - A group of approximately 15 UNF supporters was seen approximately 100m from the polling centres acting in a manner which was threatening to voters. No. 10 - A UNF supporter was apprehended by the SPO while attempting to impersonate and was handed over to the police.
Wennappuwa	92966	75	32	None	
<b>TOTAL</b>	<b>450057</b>	<b>387</b>	<b>177</b>	<b>18</b>	

ELECTORAL DIVISION	TOTAL NO. OF REGISTERED VOTES	NO. OF POLLING CENTRES	NO. OF POLLING CENTRES MONITORED	NO. OF POLLING CENTRES MONITORED WITH INCIDENTS	SPECIAL COMMENTS
<b>BADULLA</b>					
Badulla					No. 01 - Two votes were cancelled because they were registered as postal votes even though they were not. No. 05 - A group of UNF supporters wearing green t-shirts and caps intimidating voters to vote for the UNF. This was within 500m of the polling centre. No. 15, 16 - UNF candidate Don Vincent Dias (03) was transporting around 20 voters in his personal vehicles (58 – 9021), (32 – 2557). No. 22 - Voters and an UNF polling agent arguing inside the polling centre.

	46872	41	38	06	No. 27 - Distributing pens with UPFA candidate Dilan Perera's (03) name and number within 500m of the polling centre.
Bandarawela	67710	62	44	01	No. 36 - impersonation.
Wiyaluwa	42921	47	33	03	No. 25 - 3000 counterfeit ballot papers were found with UNF candidate Vadivelu Suresh (10). He was taken into custody. No. 36 - Counterfeit ballot papers were found within 500m of the polling centre in the vehicle (252 – 5608) belonging to a supporter of the UNF candidate Don Vincent Dias (03). He was taken into custody and produced in court. No. 40 - Supporters of UPFA candidate Wickremeratne Wijepala (09) were caught distributing his campaign cards within 500 metres of the polling centre. Acid and wires were also found inside one of the vehicles (31 – 1576).
Hali-Ela	55733	56	30	02	No. 34 - Attempted Impersonation. No. 05 - Impersonator arrested. (EIB 144/03)
Haputale	54797	56	35	06	No. 40 – Persons apprehended with fraudulent polling cards No. 11, 12 - Supporters of UPFA candidate Segu Mohamed Madar Saibu (11) were distributing his campaign cards and money to voters within 500m of the polling centres. No. 17, 18 - Supporters of UNF candidate W.J.M. Lokubandara (09) was transporting voters in his personal vehicle (62 – 0757). These voters did not have their ID cards. No. 39 - Attempt at impersonation with a fake polling card.

Mahiyanganaya	74365	75	62	None	
Passara	52719	55	44	None	
Uva-Paranagama	53690	52	41	03	No. 28, 29 - Attempt at distributing polling cards and impersonation No. 16 - One attempt at impersonation. Supporters of UNF Candidate Upali Delton Samaraweera (01) were distributing his campaign cards and telling people to vote for him. This was within 500m of the polling centre.
Welimada	62308	59	46	02	No.16 - Impersonator arrested. (EIB 150/04) No. 59 - Impersonator arrested. (EIB 161/12)
<b>TOTAL</b>	<b>511115</b>	<b>503</b>	<b>373</b>	<b>23</b>	

ELECTORAL DIVISION	TOTAL NO. OF REGISTERED VOTES	NO. OF POLLING CENTRES	NO. OF POLLING CENTRES MONITORED	NO. OF POLLING CENTRES MONITORED WITH INCIDENTS	SPECIAL COMMENTS
<b>MONARAGALA</b>					
Bibile	65934	75	72	None	
Monaragala	83194	98	95	02	No. 17, 49 - Attempted impersonation.
Wellawaya	113614	119	118	03	No. 86 - A bomb was found 100m away in a house. It was defused. No. 16, 17 - UNF and UPFA posters were displayed within 500m of the polling centre.
<b>TOTAL</b>	<b>262742</b>	<b>292</b>	<b>285</b>	<b>05</b>	

ELECTORAL DIVISION	TOTAL NO. OF REGISTERED VOTES	NO. OF POLLING CENTRES	NO. OF POLLING CENTRES MONITORED	NO. OF POLLING CENTRES MONITORED WITH INCIDENTS	SPECIAL COMMENTS
<b>KEGALLE</b>					
Aranayake	48731	42	29	02	No. 09, 10 - Threat and intimidation of voters by UPFA supporters.
Dedigama	78357	60	51	None	
Deraniyagala	57117	53	11	01	No. 14 - UPFA supporter arrested for impersonation.
Galigamuwa	60550	50	50	01	No. 13 - Distribution of campaign cards.
Kegalle	62561	49	49	02	No. 44 - Persons attempting to cast two fraudulent votes were arrested. No. 22 - UPFA supporters threatened and intimidated voters.
Mawanella	76115	50	35	None	
Rambukkana	58588	45	35	02	No. 04 - Independent Group VI candidate A. D. N. W. Sri Malalasekara (01) tried to enter polling centre with camera. He had argued with the police sergeant R.S. Pushpakumara when asked for his ID. No. 21 - UNF supporter Chaminda Ratnayake was assaulted and threatened outside the polling centre by 04 UPFA supporters.
Ruwanwella	64110	54	30	None	
Yatiantota	64170	54	38	None	
<b>TOTAL</b>	<b>570299</b>	<b>457</b>	<b>328</b>	<b>08</b>	

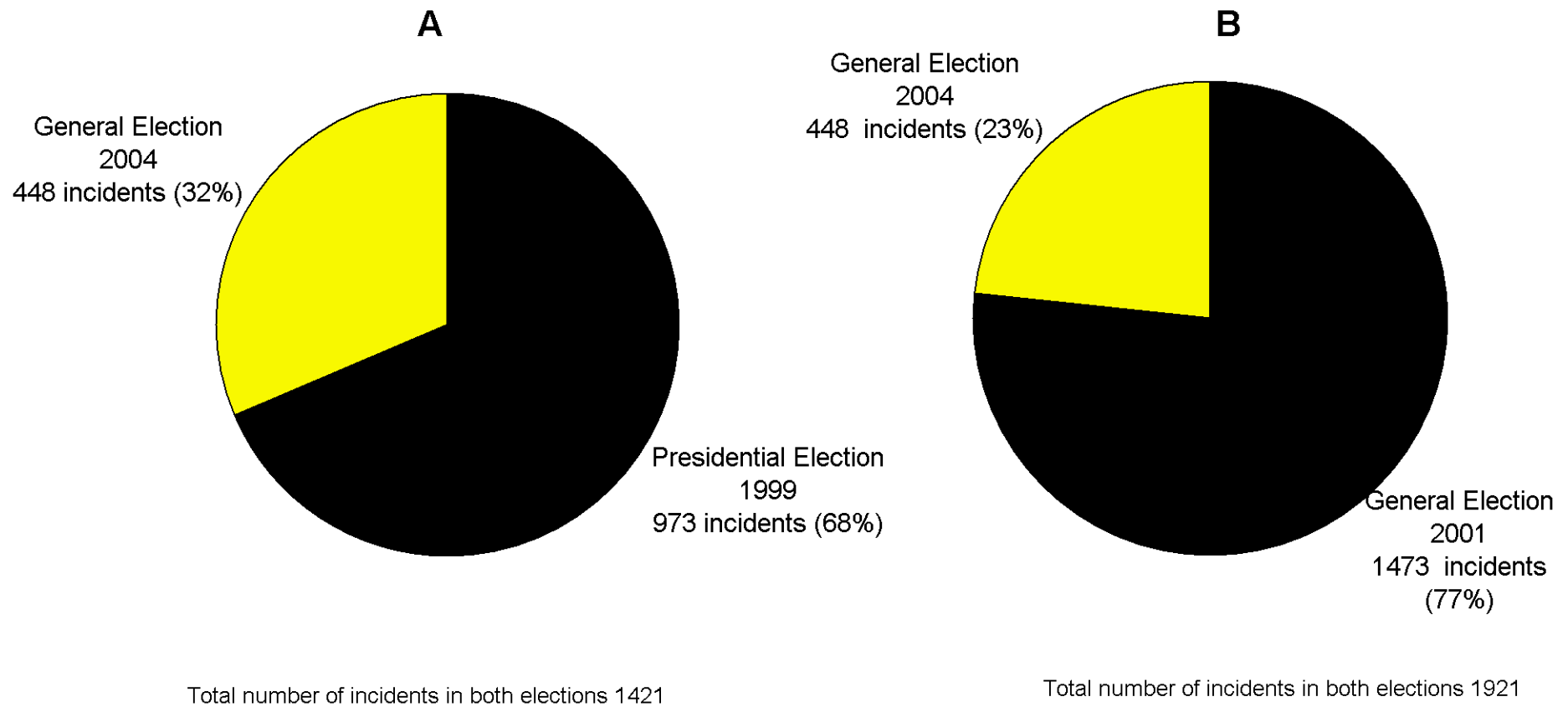
ELECTORAL DIVISION	TOTAL NO. OF REGISTERED VOTES	NO. OF POLLING CENTRES	NO. OF POLLING CENTRES MONITORED	NO. OF POLLING CENTRES MONITORED WITH INCIDENTS	SPECIAL COMMENTS
<b>RATNAPURA</b>					
Balangoda	85285	80	38	01	No. 13 – A person alleging to be Thilak Marapana’s (Former Minister, UNF) son tried to enter the polling centre by threatening Police.
Ehaliyagoda	81652	61	34	None	
Kalawana	50558	48	33	01	No.48 - Ajantha, a supporter of UPFA and former provincial council candidate displayed a firearm and threatened and intimidated voters. Complaint made to Police by wife of the UNF candidate Susantha Punchinilame (08).
Kolonna	111570	86	55	05	No. 52 - UNF supporters threaten and intimidate people in the polling centre and attempt to chase them out. No. 50 - Attempted impersonation and distribution of campaign material by supporters of the UPFA candidates Achala Jagoda (01) and N. Deepal Gunsekera (04). No. 13, 24 - Attempted impersonation by UNF supporter. No.72 - Two UPFA supporters with campaign leaflets arrested.
Nivitigala					No. 14, 15 - Person attempting impersonation was assaulted by the UPFA candidate Premalal Jayasekara (13) and his supporters. No. 23 - UNF candidate Ms. Thalatha Atukorale’s (09) supporters congregating within 500m of the polling

	75915	62	40	05	centre. Vehicle numbers - 250-4183, 32-7578, 65-2004. No. 20 - A blue jeep no 31 - 5081 drop off four or five people dressed in green near the polling centre. No. 09 - UPFA candidate Premalal Jayasekera (13) and approximately 20 supporters threaten and intimidate the UNF polling agents.
Pelmadulla	63305	53	34	01	No. 24 - Systematic impersonation by both UNF and UPFA.
Rakwana	81393	70	39	01	No. 64 - Person assaulted. A person claiming to be an UNF supporter tries to forcibly cast his vote.
Ratnapura	97357	76	36	02	No. 17 - UNF supporters intimidating voters to vote for them. No. 22 - A UPFA supporter pretending to be a polling agent arrives drunk and misbehaves in the polling centre. A UNF supporter had been shouting out his preference and had been misbehaving. An unidentified person whose mother was not allowed to vote due to a misspelling of her name, came into the polling centre and threatened the people in the polling centre.
<b>TOTAL</b>	<b>647035</b>	<b>536</b>	<b>309</b>	<b>16</b>	
<b>GRAND TOTAL</b>	<b>12899038<sup>1</sup></b>	<b>10439<sup>2</sup></b>	<b>6845</b>	<b>374</b>	

<sup>1</sup> According to page 40 of **PARLIAMENTARY GENERAL ELECTION of April 2<sup>nd</sup> 2004, RESULTS (Votes obtained by each Party/ Independent Group by Electoral Districts)** - a report published by Department of Elections - the total number of registered electors is 12,899,139. However, this calculation is erroneous and includes 101 extra electors. The actual number of registered electors as per figures presented in pages 01-39 of the same report (when totalled accurately) is 12,899,038.

<sup>2</sup> The total no. of polling centres - 10,439 reflects the sum total of gazetted polling centres with polling centre numbers (**Government Gazette Extraordinary 1329/17 of 24<sup>th</sup> February 2004**). However, the official number of polling centres according to the Elections Department is 10,670, which is due to an alternative method of calculation adopted by the Elections Department (see Election Department document bearing reference **CPQ1/W/MN/PE-04-SC-2**.)

**COMPARISON OF ELECTION DAY INCIDENTS: ELECTION DAY 2004 WITH**  
**A) POLLING DAY - PRESIDENTIAL ELECTION 1999**  
**B) POLLING DAY - GENERAL ELECTION 2001**



## Alleged Perpetrators of Violence

AREA / PARTY	UPFA										UNF					JHU	ITAK	EPDP	NLA	LP	IND.	POLICE	LTTE	A - Z	PNG	CMEV MTR	Ele. Officials	TOTAL
	SLFP	JVP	MEP	NUA	MP	DVJP	CP	LSSP	AG	UPFA	UNP	SLMC	CWC	UCPF	UNF													
Western		1								5	6			3	2								1	3			21	
Colombo		1								5	6			3	2								1	3			21	
Gampaha										3	1			1										1			6	
Kalutara										1	1			2										1			6	
<b>Total (Western)</b>	<b>0</b>	<b>1</b>	<b>0</b>	<b>0</b>	<b>0</b>	<b>0</b>	<b>0</b>	<b>0</b>	<b>0</b>	<b>9</b>	<b>8</b>	<b>0</b>	<b>0</b>	<b>6</b>	<b>2</b>	<b>0</b>	<b>0</b>	<b>0</b>	<b>0</b>	<b>0</b>	<b>0</b>	<b>0</b>	<b>1</b>	<b>5</b>	<b>0</b>	<b>1</b>	<b>33</b>	
<b>Total</b>	<b>Total</b>										<b>Total</b>					<b>2</b>	<b>0</b>	<b>0</b>	<b>0</b>	<b>0</b>	<b>0</b>	<b>0</b>	<b>0</b>	<b>1</b>	<b>5</b>	<b>0</b>	<b>1</b>	<b>33</b>
Central										16	3			7										8			34	
Kandy										16	3			7										8			34	
Matale										3				8													11	
Nuwara Eliya										2				3										6			11	
<b>Total (Central)</b>	<b>0</b>	<b>0</b>	<b>0</b>	<b>0</b>	<b>0</b>	<b>0</b>	<b>0</b>	<b>0</b>	<b>0</b>	<b>21</b>	<b>3</b>	<b>0</b>	<b>0</b>	<b>18</b>	<b>0</b>	<b>0</b>	<b>0</b>	<b>0</b>	<b>0</b>	<b>0</b>	<b>0</b>	<b>0</b>	<b>0</b>	<b>14</b>	<b>0</b>	<b>0</b>	<b>56</b>	
<b>Total</b>	<b>Total</b>										<b>Total</b>					<b>0</b>	<b>0</b>	<b>0</b>	<b>0</b>	<b>0</b>	<b>0</b>	<b>0</b>	<b>0</b>	<b>14</b>	<b>0</b>	<b>0</b>	<b>56</b>	
North Western										4	7			34										15			60	
Kurunegala										4	7			34										15			60	
Puttiam										1	5			15										11			32	
<b>Total (North Western)</b>	<b>0</b>	<b>0</b>	<b>0</b>	<b>0</b>	<b>0</b>	<b>0</b>	<b>0</b>	<b>0</b>	<b>0</b>	<b>5</b>	<b>12</b>	<b>0</b>	<b>0</b>	<b>49</b>	<b>0</b>	<b>0</b>	<b>0</b>	<b>0</b>	<b>0</b>	<b>0</b>	<b>0</b>	<b>0</b>	<b>0</b>	<b>26</b>	<b>0</b>	<b>0</b>	<b>92</b>	
<b>Total</b>	<b>Total</b>										<b>Total</b>					<b>0</b>	<b>0</b>	<b>0</b>	<b>0</b>	<b>0</b>	<b>0</b>	<b>0</b>	<b>0</b>	<b>26</b>	<b>0</b>	<b>0</b>	<b>92</b>	
North Central										9	1			6									1	2			19	
Anuradhapura										9	1			6									1	2			19	
Polonnaruwa	1									1				1										5			8	
<b>Total (North Central)</b>	<b>1</b>	<b>0</b>	<b>0</b>	<b>0</b>	<b>0</b>	<b>0</b>	<b>0</b>	<b>0</b>	<b>0</b>	<b>10</b>	<b>1</b>	<b>0</b>	<b>0</b>	<b>7</b>	<b>0</b>	<b>0</b>	<b>0</b>	<b>0</b>	<b>0</b>	<b>0</b>	<b>0</b>	<b>0</b>	<b>1</b>	<b>7</b>	<b>0</b>	<b>0</b>	<b>27</b>	
<b>Total</b>	<b>Total</b>										<b>Total</b>					<b>0</b>	<b>0</b>	<b>0</b>	<b>0</b>	<b>0</b>	<b>0</b>	<b>0</b>	<b>1</b>	<b>7</b>	<b>0</b>	<b>0</b>	<b>27</b>	
Southern										1	1			6										7			15	
Galle										1	1			6										7			15	
Hambantota										4				1										2		1	8	
Matara											3			11										5			19	
<b>Total (Southern)</b>	<b>0</b>	<b>0</b>	<b>0</b>	<b>0</b>	<b>0</b>	<b>0</b>	<b>0</b>	<b>0</b>	<b>0</b>	<b>5</b>	<b>4</b>	<b>0</b>	<b>0</b>	<b>18</b>	<b>0</b>	<b>0</b>	<b>0</b>	<b>0</b>	<b>0</b>	<b>0</b>	<b>0</b>	<b>0</b>	<b>0</b>	<b>14</b>	<b>0</b>	<b>1</b>	<b>42</b>	
<b>Total</b>	<b>Total</b>										<b>Total</b>					<b>0</b>	<b>0</b>	<b>0</b>	<b>0</b>	<b>0</b>	<b>0</b>	<b>0</b>	<b>0</b>	<b>14</b>	<b>0</b>	<b>1</b>	<b>42</b>	
Uva										3	6			3										10			22	
Badulla										3	6			3										10			22	
Monaragala										3	2													3			8	
<b>Total (Uva)</b>	<b>0</b>	<b>0</b>	<b>0</b>	<b>0</b>	<b>0</b>	<b>0</b>	<b>0</b>	<b>0</b>	<b>0</b>	<b>6</b>	<b>8</b>	<b>0</b>	<b>0</b>	<b>3</b>	<b>0</b>	<b>0</b>	<b>0</b>	<b>0</b>	<b>0</b>	<b>0</b>	<b>0</b>	<b>0</b>	<b>0</b>	<b>13</b>	<b>0</b>	<b>0</b>	<b>30</b>	
<b>Total</b>	<b>Total</b>										<b>Total</b>					<b>0</b>	<b>0</b>	<b>0</b>	<b>0</b>	<b>0</b>	<b>0</b>	<b>0</b>	<b>0</b>	<b>13</b>	<b>0</b>	<b>0</b>	<b>30</b>	
Sabaragamuwa		1								5	6			2										2			16	
Ratnapura		1								5	6			2										2			16	
Kegalle										5				1										2			8	
<b>Total (Sabaragamuwa)</b>	<b>0</b>	<b>1</b>	<b>0</b>	<b>0</b>	<b>0</b>	<b>0</b>	<b>0</b>	<b>0</b>	<b>0</b>	<b>10</b>	<b>6</b>	<b>0</b>	<b>0</b>	<b>3</b>	<b>0</b>	<b>0</b>	<b>0</b>	<b>0</b>	<b>0</b>	<b>0</b>	<b>0</b>	<b>0</b>	<b>0</b>	<b>4</b>	<b>0</b>	<b>0</b>	<b>24</b>	
<b>Total</b>	<b>Total</b>										<b>Total</b>					<b>0</b>	<b>0</b>	<b>0</b>	<b>0</b>	<b>0</b>	<b>0</b>	<b>0</b>	<b>0</b>	<b>4</b>	<b>0</b>	<b>0</b>	<b>24</b>	
Northern																3	2							18			23	
Jaffna																3	2							18			23	
Vanni																1	2							4			8	
<b>Total (Northern)</b>	<b>0</b>	<b>0</b>	<b>0</b>	<b>0</b>	<b>0</b>	<b>0</b>	<b>0</b>	<b>0</b>	<b>0</b>	<b>0</b>	<b>0</b>	<b>0</b>	<b>0</b>	<b>0</b>	<b>0</b>	<b>4</b>	<b>4</b>	<b>0</b>	<b>0</b>	<b>0</b>	<b>0</b>	<b>1</b>	<b>0</b>	<b>22</b>	<b>0</b>	<b>0</b>	<b>31</b>	
<b>Total</b>	<b>Total</b>										<b>Total</b>					<b>0</b>	<b>4</b>	<b>4</b>	<b>0</b>	<b>0</b>	<b>0</b>	<b>1</b>	<b>0</b>	<b>0</b>	<b>22</b>	<b>0</b>	<b>0</b>	<b>31</b>
Eastern										4		2												9			15	
Batticaloa										4		2												9			15	
Trincornalee										1	1	7				8								8			25	
Digamadulla										13		21		2		15	1					1		20			73	
<b>Total (Eastern)</b>	<b>0</b>	<b>0</b>	<b>0</b>	<b>0</b>	<b>0</b>	<b>0</b>	<b>0</b>	<b>0</b>	<b>0</b>	<b>18</b>	<b>1</b>	<b>30</b>	<b>0</b>	<b>2</b>	<b>0</b>	<b>23</b>	<b>1</b>	<b>0</b>	<b>0</b>	<b>0</b>	<b>1</b>	<b>0</b>	<b>0</b>	<b>37</b>	<b>0</b>	<b>0</b>	<b>113</b>	
<b>Total</b>	<b>Total</b>										<b>Total</b>					<b>0</b>	<b>23</b>	<b>1</b>	<b>0</b>	<b>0</b>	<b>0</b>	<b>1</b>	<b>0</b>	<b>0</b>	<b>37</b>	<b>0</b>	<b>0</b>	<b>113</b>
<b>GRAND TOTAL</b>	<b>1</b>	<b>2</b>	<b>0</b>	<b>0</b>	<b>0</b>	<b>0</b>	<b>0</b>	<b>0</b>	<b>0</b>	<b>84</b>	<b>43</b>	<b>30</b>	<b>0</b>	<b>106</b>	<b>2</b>	<b>27</b>	<b>5</b>	<b>0</b>	<b>0</b>	<b>0</b>	<b>2</b>	<b>0</b>	<b>2</b>	<b>142</b>	<b>0</b>	<b>2</b>	<b>448</b>	
<b>Total</b>	<b>Total</b>										<b>Total</b>					<b>2</b>	<b>27</b>	<b>5</b>	<b>0</b>	<b>0</b>	<b>0</b>	<b>2</b>	<b>0</b>	<b>2</b>	<b>142</b>	<b>0</b>	<b>2</b>	<b>448</b>

## Geographic Spread of Offences By Type of Offence

AREA / OFFENCE	Major Incidents											Minor incidents						Total # of Incidents	Remarks	
	Murder	Att. Murder	Hurt	Griev. Hurt	Assault	Threat & Intimidation	Misuse of State Resources	Robbery	Arson	Abduction	Major (Total)	Mischief	Threat	Damage to Property	Election Offence	Others	Minor (Total)		# of Polling Centres	Firearms
<b>Western</b>											0				6		6	6	8	
Colombo					1						1		1		4		5	6	7	
Gampaha					1	1					2		1		2		3	5	4	1
Kalutara					2	1					3	0	2	0	12	0	14	17	19	1
Sub Total (Western)	0	0	0	0	2	1	0	0	0	0	3	0	2	0	2	0	14			
<b>Central</b>											3				7		11	14	9	2
Kandy		1				2					3		4		1		1	1	1	
Matale											0				1		1	1	1	
Nuwara Eliya						1					1				1		1	2	5	1
Sub Total (Central)	0	1	0	0	0	2	1	0	0	0	4	0	4	0	9	0	13	17	15	3
<b>North Western</b>											6			1	6		8	14	5	
Kurunegala			2	1		3					6	1		1	6		8	14	4	2
Puttlam			2		8						10		2	3	1		6	16	4	2
Sub Total (Nor-West)	0	0	4	1	8	3	0	0	0	0	16	1	2	4	7	0	14	30	9	2
<b>North Central</b>											3			1			1	4		2
Anuradhapura			1		1	1					3			1			1	4		2
Polonnaruwa					1						1				2		2	3	2	
Sub Total (Nor-Cen.)	0	0	1	0	2	1	0	0	0	0	4	0	0	1	2	0	3	7	2	2
<b>Southern</b>											3				1		2	5	5	3
Galle			1		2						3		1		1		2	5	2	2
Hambantota			1			1					2				1		1	3	6	
Matara				1	2						3		1	1	4		6	9	13	5
Sub Total (Southern)	0	0	2	1	4	1	0	0	0	0	8	0	2	1	6	0	9	17		
<b>Uva</b>											1				4		4	5	7	
Badulla							1				1				2		2	5	3	3
Monaragala											3				6	0	6	10	10	3
Sub Total (Uva)	0	0	0	0	0	3	1	0	0	0	4	0	0	0	6	0	6			
<b>Sabaragamuwa</b>											2		1		2		3	5	4	
Ratnapura					1	1					2				1		1	2	2	
Kegalle					1						1				3	0	4	7	6	0
Sub Total (Sabara)	0	0	0	0	1	2	0	0	0	0	3	0	1	0	3	0	4			
<b>Northern</b>											0				3		3	3	3	
Jaffna											0				1		1	1	3	0
Vanni											0				4	0	4	4		
Sub Total (Nothorn)	0	0	0	0	0	0	0	0	0	0	0	0	0	0	4	0	4			
<b>Eastern</b>											2						0	2	2	
Batticaloa					2						2				1		1	1	2	
Trincomalee											0				5		5	10	13	2
Digamadulla		1	8		1	8					18		1	4	6	0	11	31	17	2
Sub Total (Eastern)		1	8	0	3	8	0	0	0	0	20	0	1	4	6	0	11			
<b>GRAND TOTAL</b>	0	2	15	2	20	21	2	0	0	0	62	1	12	10	55	0	78	140	94	18

## Geographic Spread of Offences By Type of Offence

AREA / OFFENCE	Ballot Stuffing	Sys. Imper <sup>n</sup>	Sml. Sl. Imper <sup>n</sup>	Polling Cards Related	Poll.Agt Related	Voter Related	Ballot Box Related	Elec. Off. Related	Att <sup>d</sup> Stuffing & Imper <sup>n</sup>	Intimid. Preseance	Ele.Mtr Related	Total # of Incidents	# of Polling Centres	Firearms
<b>Western</b>														
Colombo		1	8		1				3	2		15	14	
Gampaha												0		
Kalutara										1		1	1	
<b>Total (Western)</b>	0	1	8	0	1	0	0	0	3	3	0	16	15	0
<b>Central</b>														
Kandy		1	4	3	4	3		1	2	2		20	16	
Matale			7							3		10	7	
Nuwara Eliya		1	1	2	1	1			2	1		9	8	
<b>Total (Central)</b>	0	2	12	5	5	4	0	1	4	6	0	39	31	0
<b>North Western</b>														
Kurunegala		2	7	2	5	21			3	5	1	46	34	1
Puttlam			1	3		6			5	1		16	14	
<b>Total (North Western)</b>	0	2	8	5	5	27	0	0	8	6	1	62	48	1
<b>North Central</b>														
Anuradhapura			1		2	9			2	1		15	14	
Polonnaruwa			1			1		1	2			5	4	
<b>Total (North Central)</b>	0	0	2	0	2	10	0	1	4	1	0	20	18	0
<b>Southern</b>														
Galle			1			5			3		1	10	10	
Hambantota		1			1	1			2			5	3	1
Matara			1		1	4			2	1	1	10	7	
<b>Total (Southern)</b>	0	1	2	0	2	10	0	0	7	1	2	25	20	1
<b>Uva</b>														
Badulla			3	2		3			7	2		17	16	
Monaragala						1			2			3	2	1
<b>Total (Uva)</b>	0	0	3	2	0	4	0	0	9	2	0	20	18	1
<b>Sabaragamuwa</b>														
Ratnapura		1	2		2	4			1	1		11	12	1
Kegalle			1			4			1			6	6	
<b>Total (Sabaragamuwa)</b>	0	1	3	0	2	8	0	0	2	1	0	17	18	1
<b>Northern</b>														
Jaffna		5	6	3	2	4						20	28	
Vanni		4	1						2			7	4	
<b>Total (Nothern)</b>	0	9	7	3	2	4	0	0	2	0	0	27	32	0
<b>Eastern</b>														
Batticaloa		7	2	1	2	1						13	17	
Trincomalee		16	1		2	1		1	2	1		24	23	
Digamadulla		16	13	1	1	8		2	2	2		45	40	1
<b>Total (Eastern)</b>	0	39	16	2	5	10	0	3	4	3	0	82	80	1
<b>GRAND TOTAL</b>	0	55	61	17	24	77	0	5	43	23	3	308	280	5

### Alleged Offences by Party

Party / Offence		Major Incidents										Minor Incidents						GRAND TOTAL		Remarks			
		Murder	Att. Murder	Hurt	Griev. Hurt	Assault	Threat & Intimidation	Misuse Of state Resources	Robbery	Arson	Abduction	Major (Total)	Mischief	Threat	Damage to Property	Election Offence	Others					Minor (Total)	Firearms Involved
UPFA	SLFP										0						0	0					
	JVP										0				1		1	1					
	MEP										0						0	0					
	NUA										0						0	0					
	MP										0						0	0					
	DVJP										0						0	0					
	CP										0						0	0					
	LSSP										0						0	0					
	AG										0						0	0					
	UPFA			5	1	1	4					11	11		3	2	17		22	23	33	34	7
UNF	UNP				1	1	1		1		4				2	1	7		10	14			
	SLMC		1	5		2	2				10			1	1	2		4	14				
	CWC										0						0	0					
	UCPF										0						0	0					
	UNF			1		11	4		1			17	31	1	5	5	16		27	41	44	72	6
JHU											0					1		1	1				
ITAK						3					3					1		1	4				
EPDP											0					2		2	2				
NLA											0						0	0					
LP											0						0	0					
IND.											0						0	0					
POLICE			1								1						0	1					
LTTE											0						0	0					
A-Z											0						0	0					
PNG		1	3		5	7					16		1	1	7		9	25	1				
CMEV MTRS											0						0	0					
Election Officials											0				1		1	1					
<b>TOTAL</b>	<b>0</b>	<b>2</b>	<b>15</b>	<b>2</b>	<b>20</b>	<b>21</b>	<b>2</b>	<b>0</b>	<b>0</b>	<b>0</b>	<b>62</b>	<b>62</b>	<b>1</b>	<b>12</b>	<b>10</b>	<b>55</b>	<b>0</b>	<b>78</b>	<b>140</b>	<b>18</b>			

### Alleged Offences by Party

Party / Offence		Ballot Stuffing	Sys. Imper <sup>n</sup>	Sml. Scl. Imper <sup>n</sup>	Polling Cards Related	Poll.Agt Related	Voter Related	Ballot Box Related	Elec. Off. Related	Att <sup>d</sup> Stuffing & Imper <sup>n</sup>	Intimid. Presense	Ele.Mtr Related	Total # of Incidents	Firearms	
UPFA	SLFP						1						1		
	JVP			1									1		
	MEP												0		
	NUA												0		
	MP												0		
	DVJP												0		
	CP												0		
	LSSP												0		
	AG												0		
	UPFA		5	5	4	8	18		4	2	5		51	53	2
UNF	UNP			8	3	1	12			2	2	1	29	1	
	SLMC		8	4	1		2			1			16	1	
	CWC												0		
	UCPF												0		
	UNF		2	11	4	6	27			3	8	1	62	107	1
JHU		1											1		
ITAK		12	4		3	1		1	1	1			23		
EPDP		3											3		
NLA													0		
LP													0		
IND.													0		
POLICE		1											1		
LTTE													0		
A-Z									1	1			2		
PNG		22	28	5	6	16			33	6	1		117		
CMEV MTRS													0		
Election Officials		1											1		
<b>TOTAL</b>		<b>0</b>	<b>55</b>	<b>61</b>	<b>17</b>	<b>24</b>	<b>77</b>	<b>0</b>	<b>5</b>	<b>43</b>	<b>23</b>	<b>3</b>	<b>308</b>	<b>5</b>	

## Tabulations of Party Affiliations of Perpetrators and Complainants

Comp.by Party against / Party		UPFA									UNF					JHU	ITAK	EPDP	NLA	LP	IND.	POLICE	LTTE	A - Z	PNG	CMEV MTR	Ele. Officials	TOTAL		Firearms		
		SLFP	JVP	MEP	NUA	MP	DVJP	CP	LSSP	AG	UPFA	UNP	SLMC	CWC	UCPF	UNF																
UPFA	Complaints by SLFP against																											0				
	Complaints by JVP against										1				2										1				4			
	Complaints by MEP against																											0				
	Complaints by NUA against																											0				
	Complaints by MP against																											0				
	Complaints by DVJP against																											0				
	Complaints by CP against																											0				
	Complaints by LSSP against																											0				
	Complaints by AG against																											0				
Complaints by UPFA against										11	11			32										5			59	63	8	8		
UNF	Complaints by UNP against								9																			9			3	
	Complaints by SLMC against								4								1				1							6				
	Complaints by CWC against																											0				
	Complaints by UCPF against																											0				
	Complaints by UNF against									16					4										3			23	38	4	7	
Complaints by JHU against																								1				1				
Complaints by ITAK against																								1				2				
Complaints by EPDP against																2					1						4				7	
Complaints by NLA against																												0				
Complaints by LP against																												0				
Complaints by IND. against																												0				
Complaints by POLICE against			1						14	7				17									2	15				56			5	
Complaints by LTTE against																												0				
Complaints by A - Z against		1							2		2													2				7				
Complaints by PNG against									6	1	5			3		5								34				54			1	
Complaints by CMEV MTR against			1						31	20	12			46	2	19	4							74		2		211			2	
Complaints by Ele. Officials against									2	3				2										2				9				
<b>TOTAL</b>		1	2	0	0	0	0	0	0	0	84	43	30	0	0	106	2	27	5	0	0	0	2	0	2	142	0	2		448		23

UPFA - United People's Freedom Alliance  
 SLFP - Sri Lanka Freedom Party  
 JVP - Janatha Vimukthi Peramuna  
 MEP - Mahajana Eksath Peramuna  
 NUA - National Unity Alliance  
 MP - Mahajana Party  
 DVJP - Desha Vimukthi Janatha Party  
 CP - Communists Party  
 LSSP - Lanka Sama Samaja Party

AG - Athaulla Group  
 UNF - United National Front  
 UNP - United National Party  
 SLMC - Sri Lanka Muslim Congress  
 CWC - Ceylon Workers' Congress  
 UCPF - Upcountry People's Front  
 JHU - Jathika Hela Urumaya  
 ITAK - Illangai Tamil Arasu Kadchi  
 EPDP - Eelam People's Democratic Party

NLA - New Left Alliance  
 LP - Liberal Party  
 IND - Ananda Sangari Faction  
 LTTE - Liberation Tigers of Tamil Eelam  
 A - Z - Other Listed Party  
 PNG - Parties Not Given  
 CMEV MTR - CMEV Monitors  
 Ele. Officials - Election Officials

## Breakdown of Election Day Related Offences

### (01) Attempted Murder

At the Centre	Near the Centre	Total
	2	2

### (02) Threat and Intimidation

Threatening Activity		Unlawful Entry		Bomb/Granade/Shooting		Total
At	Near	At	Near	At	Near	
5	11	2		1	2	21

### (03) Polling Cards Related Incidents

Snatching	Distributing	Illegal Printing	Total
9	6	2	17

### (04) Polling Agent Related Incidents

Assault	Chased out	T & I	Abduction	Hurt	Prevented from reaching	Documents Destroyed	Attempted Murder	Polling Agent missing	Total
2	4	13		1		1		3	24

### (05) Voter Related Incidents

Assault	Chased out	T & I	Hurt	Abduction	Prevented from reaching	Transport	Total
23	5	33	3		5	8	77

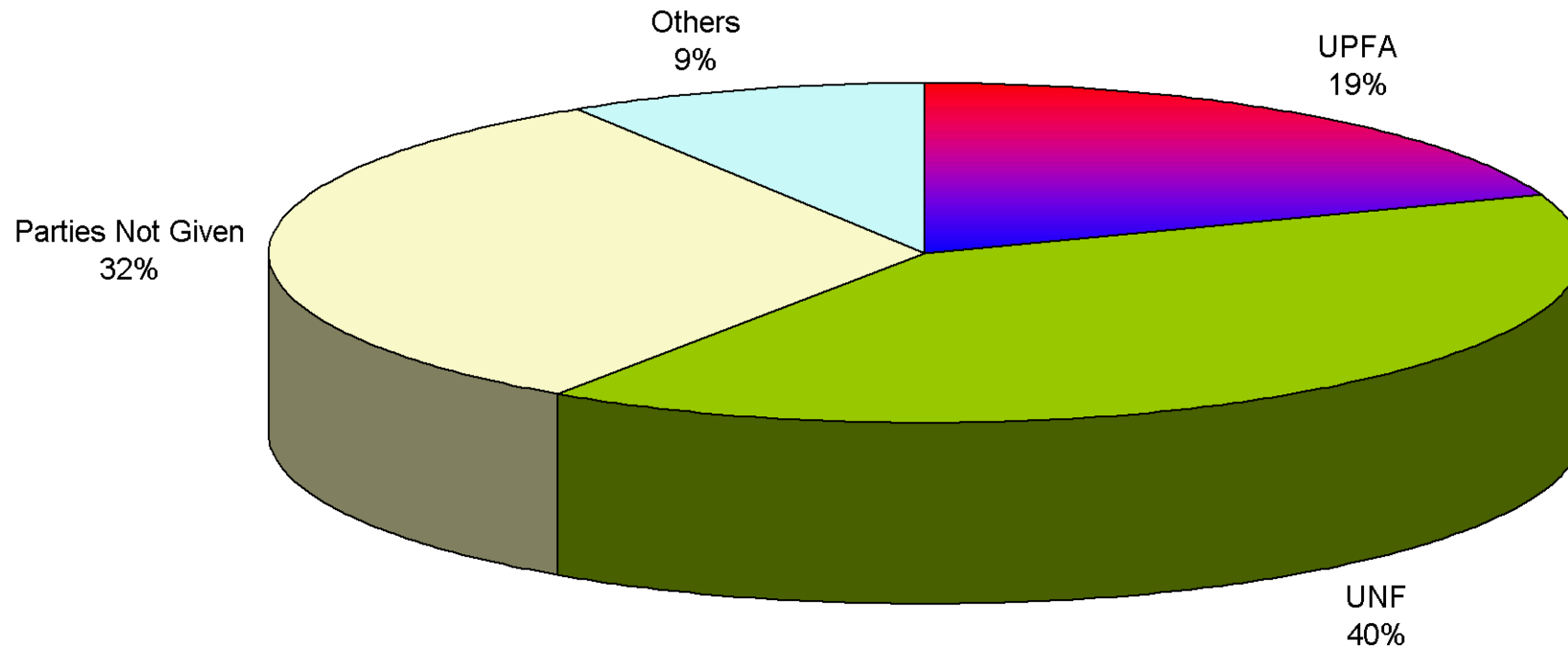
### (06) Election Officials Related Incidents

T & I	Documents Seized	Assault	Total
3		2	5

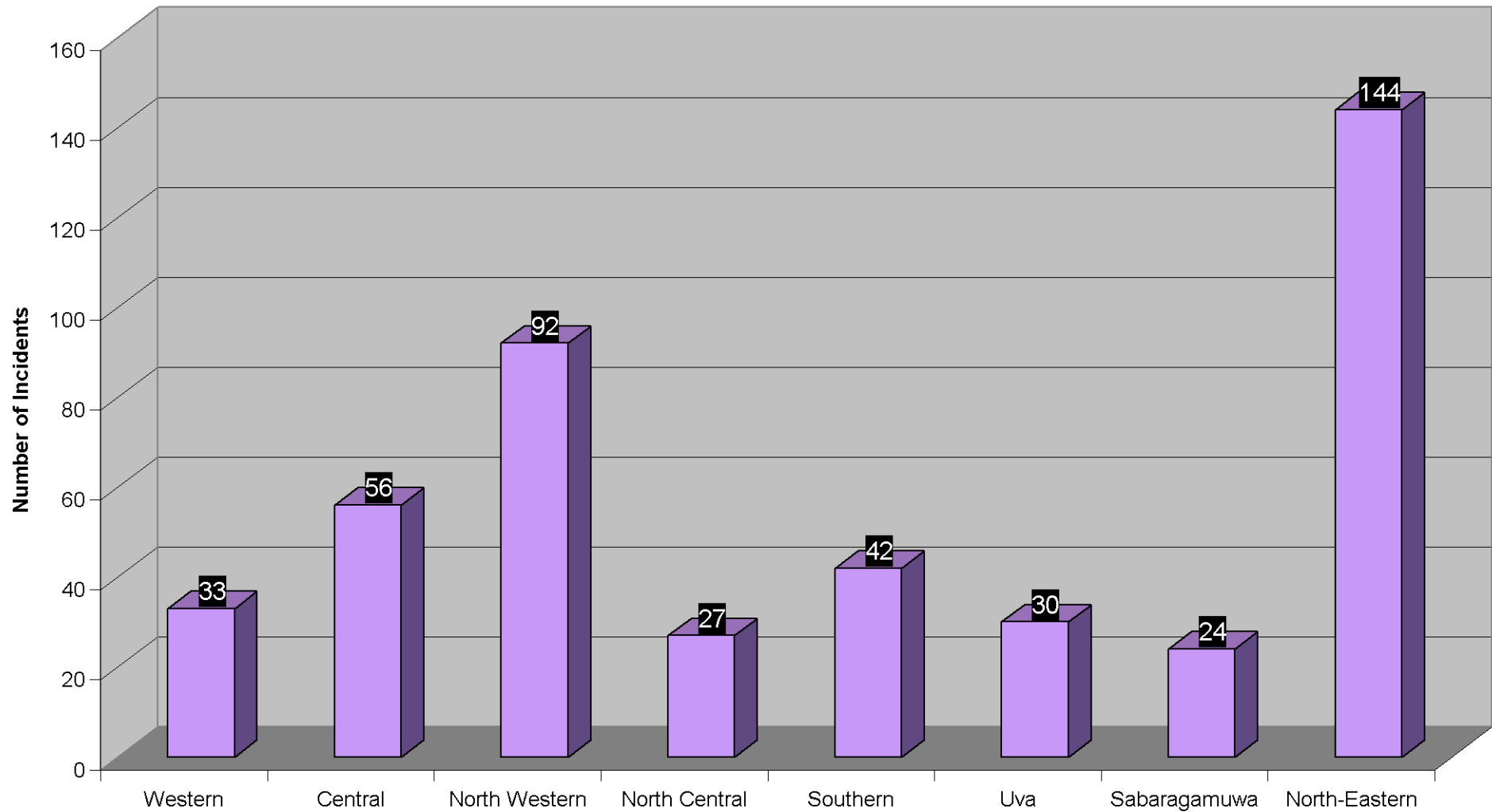
### (07) Election Monitor Related Incidents

Assault	Threat	Att.Murder	Chasing away	Documents Seized	Total
	2		1		3

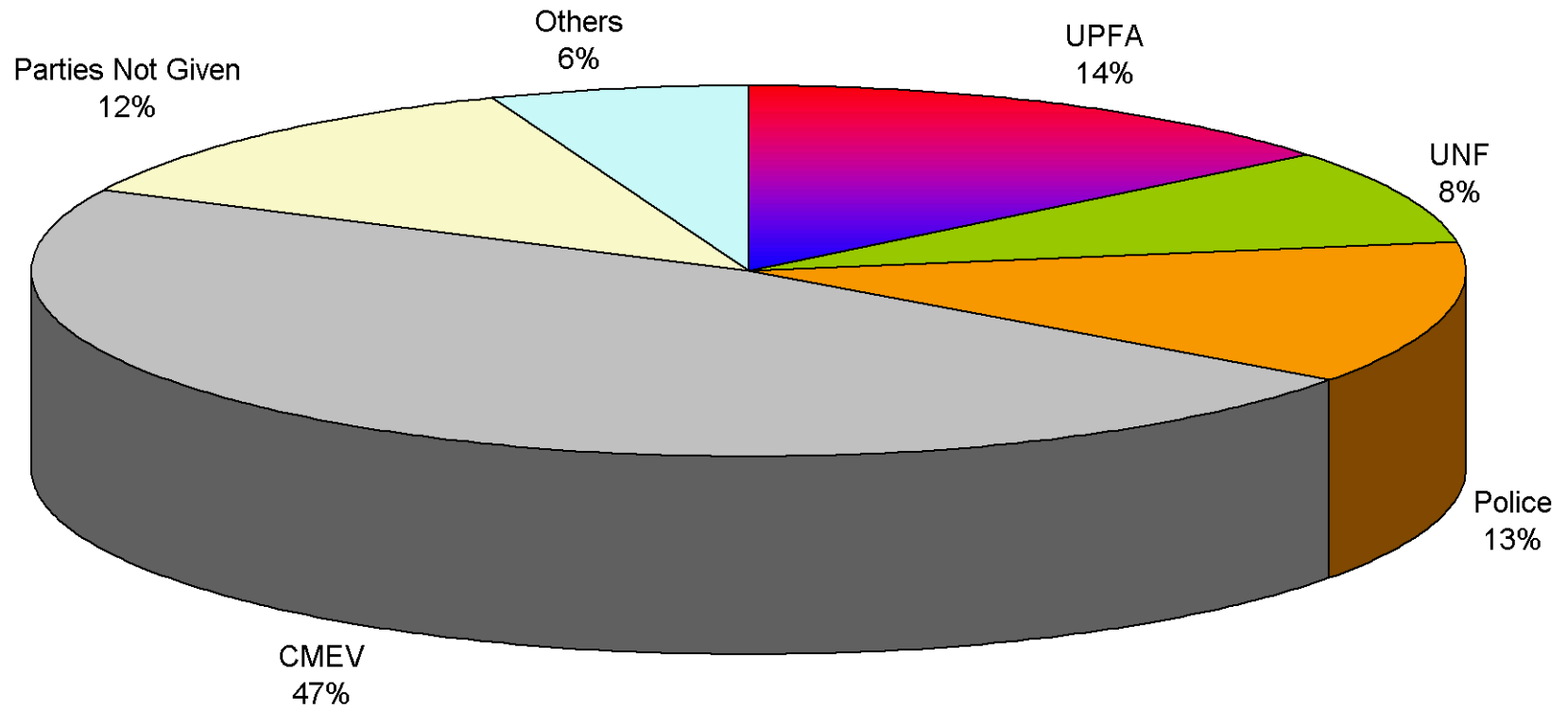
**TOTAL NUMBER OF INCIDENTS BY PARTY OF ALLEGED PERPETRATOR**



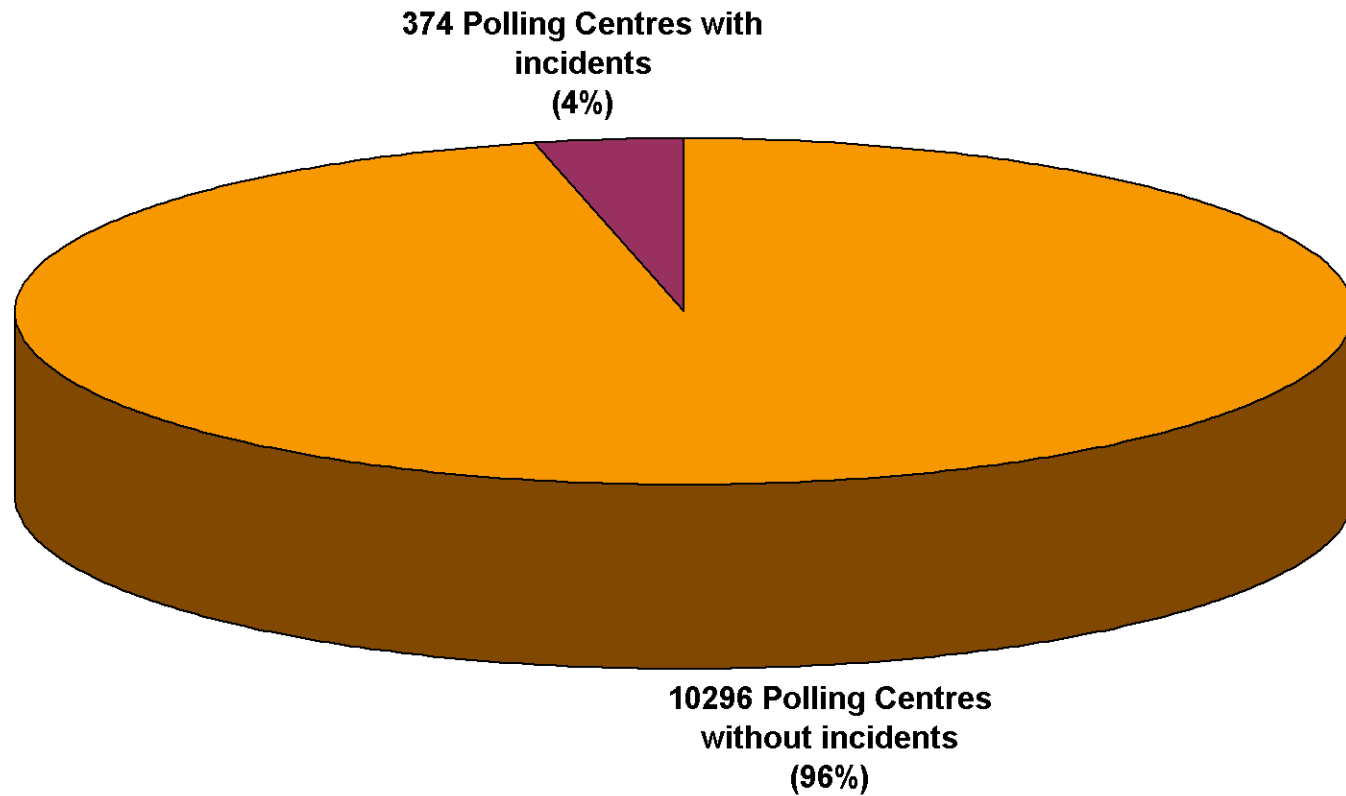
### TOTAL NUMBER OF INCIDENTS BY PROVINCE



### TOTAL NUMBER OF COMPLAINTS MADE BY PARTY

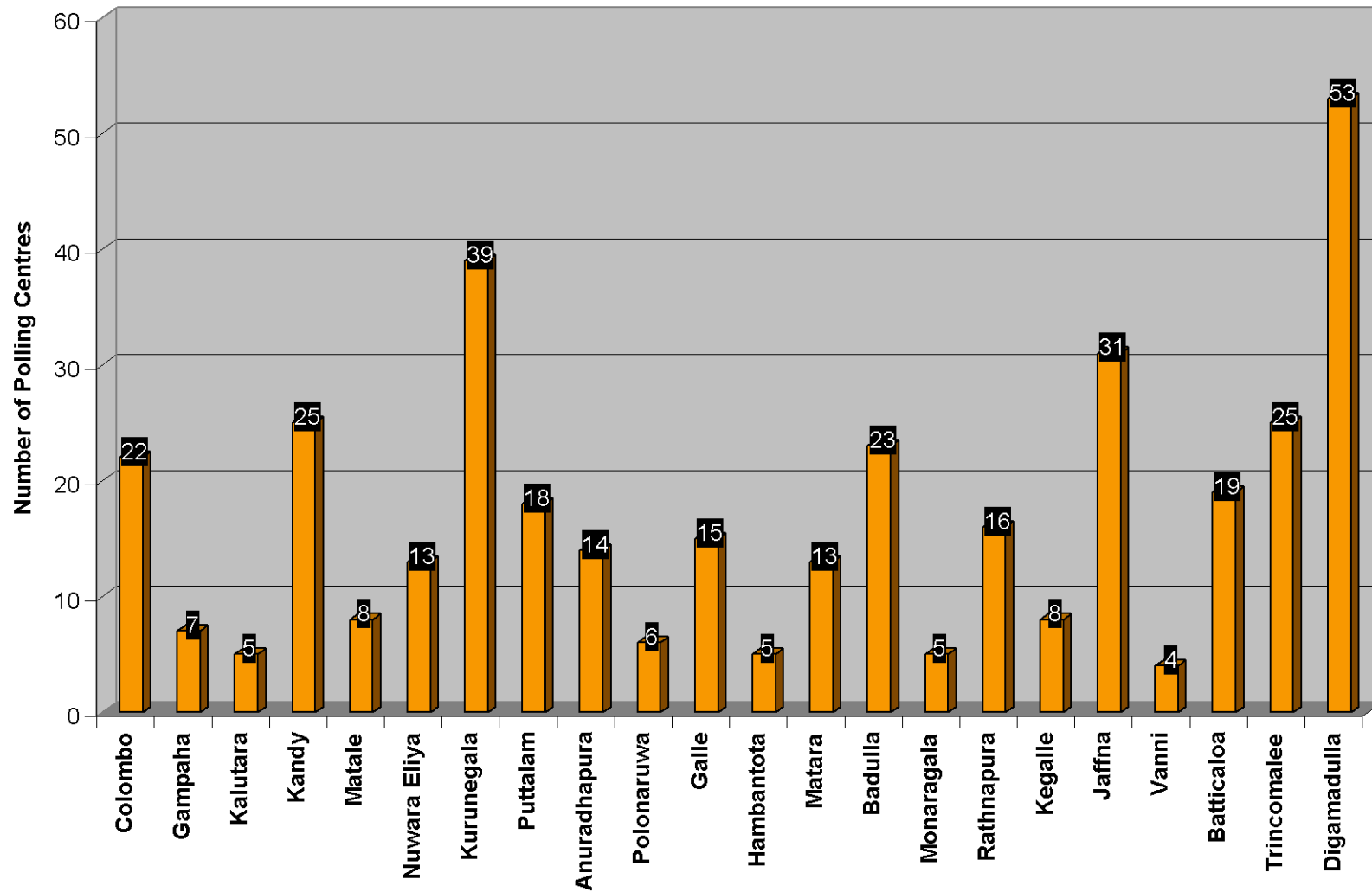


### POLLING CENTRE RELATED INCIDENTS \*



*\* This relates to incidents within polling centres as well as within 500 meters of the polling centre*

### POLLING CENTRE RELATED INCIDENTS BY DISTRICT \*



\* This relates to incidents within polling centres as well as within 500 meters of the polling centre

# **POST ELECTION VIOLENCE**

### Alleged Perpetrators of Violence (Cumulative Figures)      Date: 10/04/2004

AREA / PARTY	UPFA										UNF					JHU	ITAK	EPDP	NLA	LP	IND.	POLICE	LTTE	A - Z	PNG	TOTAL		
	SLFP	JVP	MEP	NUA	MP	DVJP	CP	LSSP	AG	UPFA	UNP	SLMC	CWC	UCPF	UNF													
<b>Western</b>																												
Colombo										1															1			
Gampaha										1															9			
Kalutara										1															1			
<b>Total (Western)</b>	<b>0</b>	<b>0</b>	<b>0</b>	<b>0</b>	<b>0</b>	<b>0</b>	<b>0</b>	<b>0</b>	<b>0</b>	<b>3</b>	<b>0</b>	<b>0</b>	<b>0</b>	<b>0</b>	<b>0</b>	<b>0</b>	<b>0</b>	<b>0</b>	<b>0</b>	<b>0</b>	<b>0</b>	<b>0</b>	<b>0</b>	<b>0</b>	<b>9</b>			
	Total										3	Total					0	0	0	0	0	0	0	0	0	9	12	
<b>Central</b>																												
Kandy		2								18					1										7			
Matale										4															2			
Nuwara Eliya																									0			
<b>Total (Central)</b>	<b>0</b>	<b>2</b>	<b>0</b>	<b>0</b>	<b>0</b>	<b>0</b>	<b>0</b>	<b>0</b>	<b>0</b>	<b>22</b>	<b>0</b>	<b>0</b>	<b>0</b>	<b>0</b>	<b>1</b>										<b>9</b>			
	Total										24	Total					1	0	0	0	0	0	0	0	0	9	34	
<b>North Western</b>																												
Kurunegala										12					2										1			
Puttlam										11					4										1			
<b>Total (North Western)</b>	<b>0</b>	<b>0</b>	<b>0</b>	<b>0</b>	<b>0</b>	<b>0</b>	<b>0</b>	<b>0</b>	<b>0</b>	<b>23</b>	<b>0</b>	<b>0</b>	<b>0</b>	<b>0</b>	<b>6</b>										<b>2</b>			
	Total										23	Total					6	0	0	0	0	0	0	0	0	2	31	
<b>North Central</b>																												
Anuradhapura										1					2										3			
Polonnaruwa																									0			
<b>Total (North Central)</b>	<b>0</b>	<b>0</b>	<b>0</b>	<b>0</b>	<b>0</b>	<b>0</b>	<b>0</b>	<b>0</b>	<b>0</b>	<b>1</b>	<b>0</b>	<b>0</b>	<b>0</b>	<b>0</b>	<b>2</b>										<b>3</b>			
	Total										1	Total					2	0	0	0	0	0	0	0	0	0	3	
<b>Southern</b>																												
Galle										2	1				4										1			
Hambantota																									0			
Matara										2	1				1										4			
<b>Total (Southern)</b>	<b>0</b>	<b>0</b>	<b>0</b>	<b>0</b>	<b>0</b>	<b>0</b>	<b>0</b>	<b>0</b>	<b>0</b>	<b>4</b>	<b>2</b>	<b>0</b>	<b>0</b>	<b>0</b>	<b>5</b>										<b>1</b>			
	Total										4	Total					7	0	0	0	0	0	0	0	0	1	12	
<b>Uva</b>																												
Badulla																									0			
Monaragala										1												1			2			
<b>Total (Uva)</b>	<b>0</b>	<b>0</b>	<b>0</b>	<b>0</b>	<b>0</b>	<b>0</b>	<b>0</b>	<b>0</b>	<b>0</b>	<b>1</b>	<b>0</b>	<b>0</b>	<b>0</b>	<b>0</b>	<b>0</b>							1	0	0	<b>2</b>			
	Total										1	Total					0	0	0	0	0	0	1	0	0	0	2	
<b>Sabaragamuwa</b>																												
Ratnapura										4	1				2										7			
Kegalle										2	1														3			
<b>Total (Sabaragamuwa)</b>	<b>0</b>	<b>0</b>	<b>0</b>	<b>0</b>	<b>0</b>	<b>0</b>	<b>0</b>	<b>0</b>	<b>0</b>	<b>6</b>	<b>2</b>	<b>0</b>	<b>0</b>	<b>0</b>	<b>2</b>										<b>10</b>			
	Total										6	Total					4	0	0	0	0	0	0	0	0	0	10	
<b>Northern</b>																												
Jaffna																									0			
Vanni																									0			
<b>Total (Northern)</b>	<b>0</b>	<b>0</b>	<b>0</b>	<b>0</b>	<b>0</b>	<b>0</b>	<b>0</b>	<b>0</b>	<b>0</b>	<b>0</b>	<b>0</b>	<b>0</b>	<b>0</b>	<b>0</b>	<b>0</b>										<b>0</b>			
	Total										0	Total					0	0	0	0	0	0	0	0	0	0	0	
<b>Eastern</b>																												
Batticaloa																									0			
Trincomalee																									0			
Digamadulla										1	1	1													1			
<b>Total (Eastern)</b>	<b>0</b>	<b>0</b>	<b>0</b>	<b>0</b>	<b>0</b>	<b>0</b>	<b>0</b>	<b>0</b>	<b>0</b>	<b>1</b>	<b>1</b>	<b>1</b>	<b>0</b>	<b>0</b>	<b>0</b>										<b>4</b>			
	Total										1	Total					2	0	0	0	0	0	0	0	0	1	4	
<b>GRAND TOTAL</b>	<b>0</b>	<b>2</b>	<b>0</b>	<b>0</b>	<b>0</b>	<b>0</b>	<b>0</b>	<b>0</b>	<b>0</b>	<b>61</b>	<b>5</b>	<b>1</b>	<b>0</b>	<b>0</b>	<b>16</b>										<b>22</b>			
	Total										63	Total					22	0	0	0	0	0	0	1	0	0	22	108

### Offences Report (Cumulative Figures)

Date: 10/04/2004

AREA / OFFENCE	Major Incidents											Minor Incidents						Total # of Incidents	Remarks	
	Murder	Att. Murder	Hurt	Griev. Hurt	Assault	Threat & Intimid.	Misuse of State Resources	Robbery	Arson	Abduction	Major (Total)	Mischief	Threat	Damage to Property	Election Offence	Others	Minor (Total)		Firearms Involved	Poll. Related
<b>Western</b>																				
Colombo											0						1			
Gampaha					1	1			2		4	1	4	1			6	1		
Kalutara					1					1	1						0			
Sub Total (Western)	0	0	0	0	2	1	0	0	2	0	5	1	5	1	0	0	7	1	0	
<b>Central</b>																				
Kandy		1	3		1						5	2	6	15			23	1		
Matale			1						2		3		3				3	1		
Nuwara Eliya											0						0			
Sub Total (Central)	0	1	4	0	1	0	0	0	2	0	8	2	9	15	0	0	26	2	0	
<b>North Western</b>																				
Kurunegala					2	2		2	3		9			6			6	3		
Puttlam		1	1		6	3					11		2	3			5	4		
Sub Total (Nor-West)	0	1	1	0	8	5	0	2	3	0	20	0	2	9	0	0	11	7	0	
<b>North Central</b>																				
Anuradhapura	1										1		1	1			2	1		
Polonnaruwa											0						0			
Sub Total (Nor-Cen.)	1	0	0	0	0	0	0	0	0	0	1	0	1	1	0	0	2	1	0	
<b>Southern</b>																				
Galle					1	2			1		4	1		3			4	2		
Hambantota											0						0			
Matara			1								1		1	2			3			
Sub Total (Southern)	0	0	1	0	1	2	0	0	1	0	5	1	1	5	0	0	7	2	0	
<b>Uva</b>																				
Badulla											0						0			
Monaragala	1				1						2						0			
Sub Total (Uva)	1	0	0	0	1	0	0	0	0	0	2	0	0	0	0	0	0	0	0	
<b>Sabaragamuwa</b>																				
Ratnapura			2		1				1		4		1	2			3			
Kegalle											0		2		1		3			
Sub Total (Sabara)	0	0	2	0	1	0	0	0	1	0	4	0	3	2	1	0	6	0	0	
<b>Northern</b>																				
Jaffna											0						0			
Vanni											0						0			
Sub Total (Nothern)	0	0	0	0	0	0	0	0	0	0	0	0	0	0	0	0	0	0	0	
<b>Eastern</b>																				
Batticaloa											0						0			
Trincomalee											0						0			
Digamadulla			1								1		2	1			3			
Sub Total (Eastern)	0	0	1	0	0	0	0	0	0	0	1	0	2	1	0	0	3	0	0	
<b>GRAND TOTAL</b>	2	2	9	0	14	8	0	2	9	0	46	4	23	34	1	0	62	13	0	

**Category of Offences Carried Out by Each Party (Cumulative Figures)      Date: 10/04/2004**

Alleged Perpetrators		Major Incidents										Minor Incidents					GRAND TOTAL		Remarks						
		Murder	Att. Murder	Hurt	Grie. Hurt	Assault	Threat & Intimidation	Misuse Of state Resources	Robbery	Arson	Abduction	Major (Total)	Mischief	Threat	Damage to Property	Election Offence	Others	Minor (Total)	GRAND TOTAL	Firearms Involved	Poll. Related				
UPFA	SLFP										0						0	0							
	JVP										0		2				2	2							
	MEP										0						0	0							
	NUA										0						0	0							
	MP										0						0	0							
	DVJP										0						0	0							
	CP										0						0	0							
	LSSP										0						0	0							
	AG										0						0	0							
UPFA	1	1	5		7	3		2	3		22	22	3	14	21	1		39	41	61	63	6	6		0
UNF	UNP			1			1				2			2	1			3		5					
	SLMC			1							1						0		1						
	CWC										0						0		0						
	UCPF										0						0		0						
UNF	1		2		4	2				9	12	1		6			7	10	16	22	3	4		0	
JHU											0						0		0						
ITAK											0						0		0						
EPDP											0						0		0						
NLA											0						0		0						
LP											0						0		0						
IND.											0						0		0						
POLICE					1						1						0		1						
LTTE											0						0		0						
A-Z											0						0		0						
PNG		1			2	2			6		11		1	4	6			11		22		3			
TOTAL	2	2	9	0	14	8	0	2	9	0	46		4	23	34	1	0	62		108		13		0	

**Tabulations of Party Affiliations of Perpetrators and Complainants (Cumulative Figures ) Date: 10/04/2004**

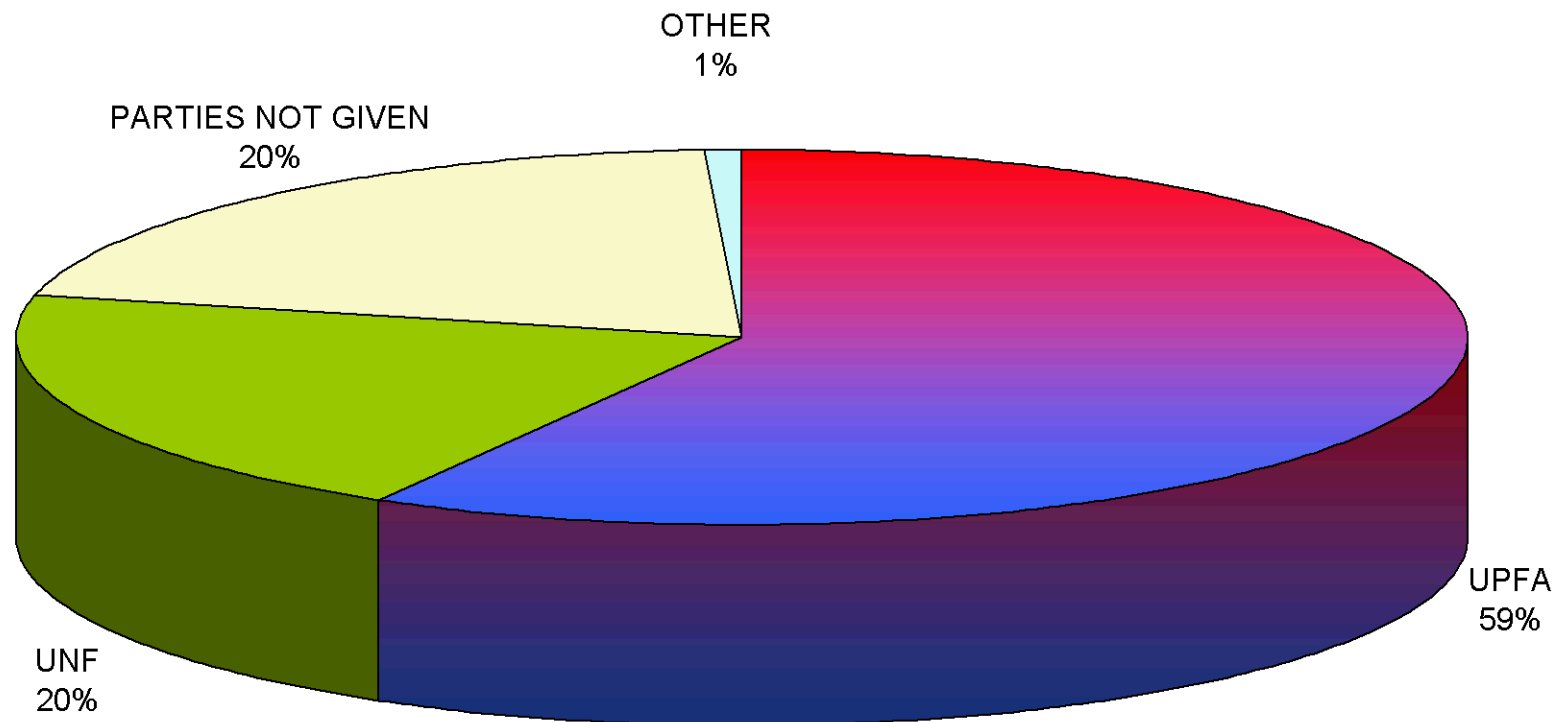
Comp.by Party against / Party		UPFA										UNF					JHU	ITAK	EPDP	NLA	LP	IND.	POLICE	LTTE	A - Z	PNG	TOTAL
		SLFP	JVP	MEP	NUA	MP	DVJP	CP	LSSP	AG	UPFA	UNP	SLMC	CWC	UCPF	UNF											
UPFA	Complaints by SLFP against									2																2	
	Complaints by JVP against																									0	
	Complaints by MEP against																									0	
	Complaints by NUA against																									0	
	Complaints by MP against																									0	
	Complaints by DVJP against																									0	
	Complaints by CP against																									0	
	Complaints by LSSP against																									0	
	Complaints by AG against																									0	
Complaints by UPFA against										1	5	1		13					1				1	22	24		
UNF	Complaints by UNP against									10														7	17		
	Complaints by SLMC against																								0		
	Complaints by CWC against																								0		
	Complaints by UCPF against																								0		
	Complaints by UNF against		2								44				3									11	60	77	
Complaints by JHU against																									0		
Complaints by ITAK against																								1	1		
Complaints by EPDP against																									0		
Complaints by NLA against																									0		
Complaints by LP against																									0		
Complaints by IND. against																									0		
Complaints by POLICE against										2															2		
Complaints by LTTE against																									0		
Complaints by A - Z against																									0		
Complaints by PNG against										2														2	4		
<b>TOTAL</b>		0	2	0	0	0	0	0	0	61	5	1	0	0	16	0	0	0	0	0	0	1	0	0	22	108	

UPFA - United People's Freedom Alliance  
 SLFP - Sri Lanka Freedom Party  
 JVP - Janatha Vimukthi Peramuna  
 MEP - Mahajana Eksath Peramuna  
 NUA - National Unity Alliance  
 MP - Mahajana Party  
 DVJP - Desha Vimukthi Janatha Party  
 CP - Communists Party

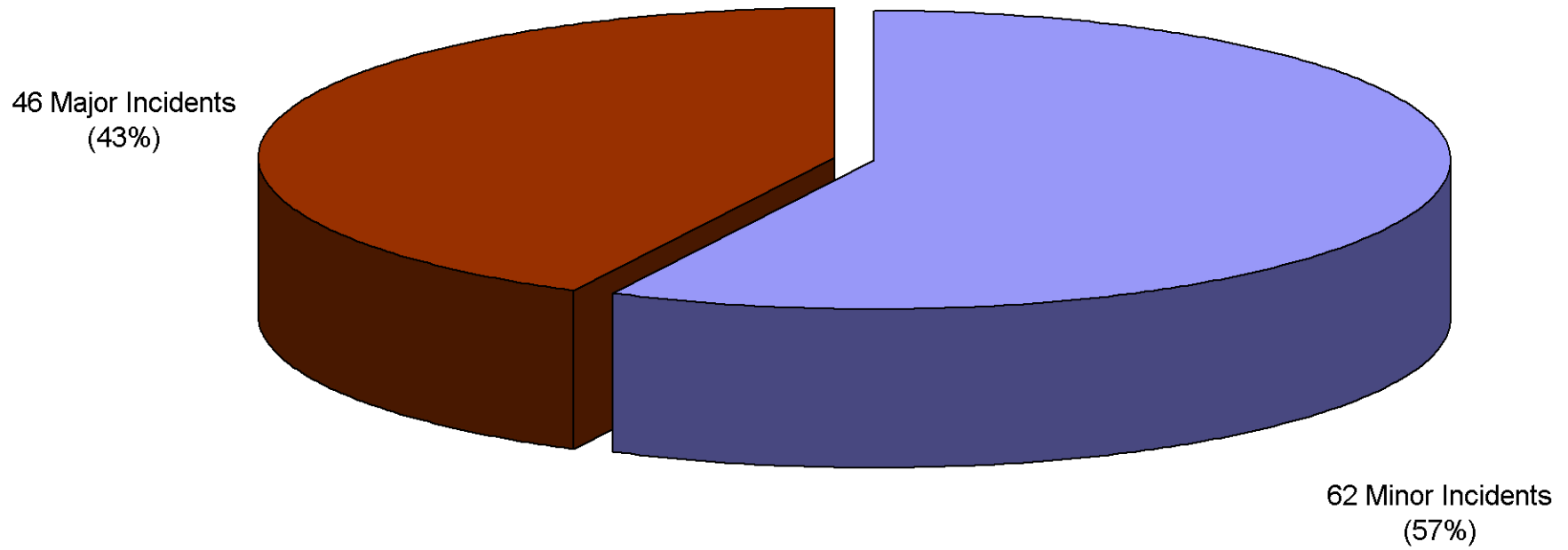
LSSP - Lanka Sama Samaja Party  
 AG - Athaula Group  
 UNF - United National Front  
 UNP - United National Party  
 SLMC - Sri Lanka Muslim Congress  
 CWC - Ceylon Workers' Congress  
 UCPF - Uppcountry People's Front  
 JHU - Jathika Hela Urumaya

ITAK - Illangai Tamil Arasu Kadchi  
 EPDP - Eelam People's Democratic Party  
 NLA - New Left Alliance  
 LP - Liberal Party  
 IND. - Ananda Sangari Faction  
 LTTE - Liberation Tigers of Tamil Eelam  
 A - Z - Other Listed Party  
 PNG - Parties Not Given

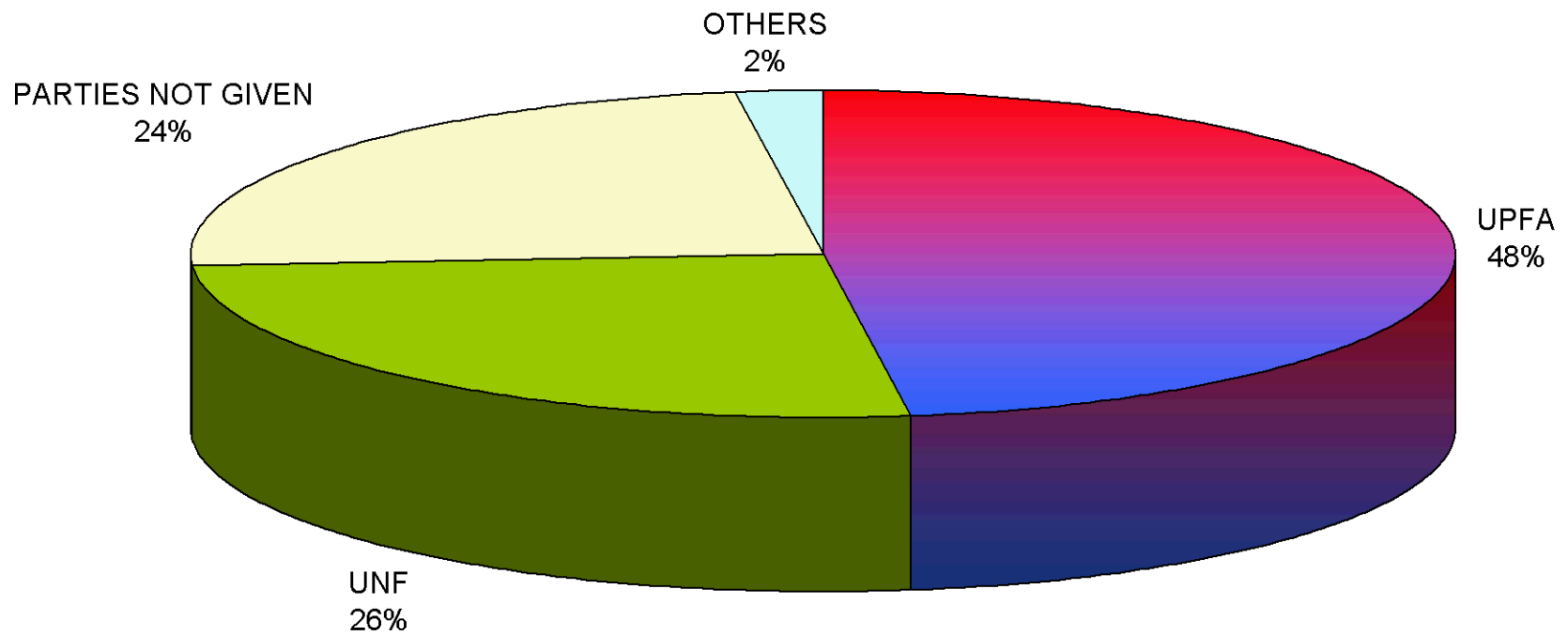
**TOTAL NUMBER OF INCIDENTS BY PARTY  
OF ALLEGED PERPETRATOR (108)**



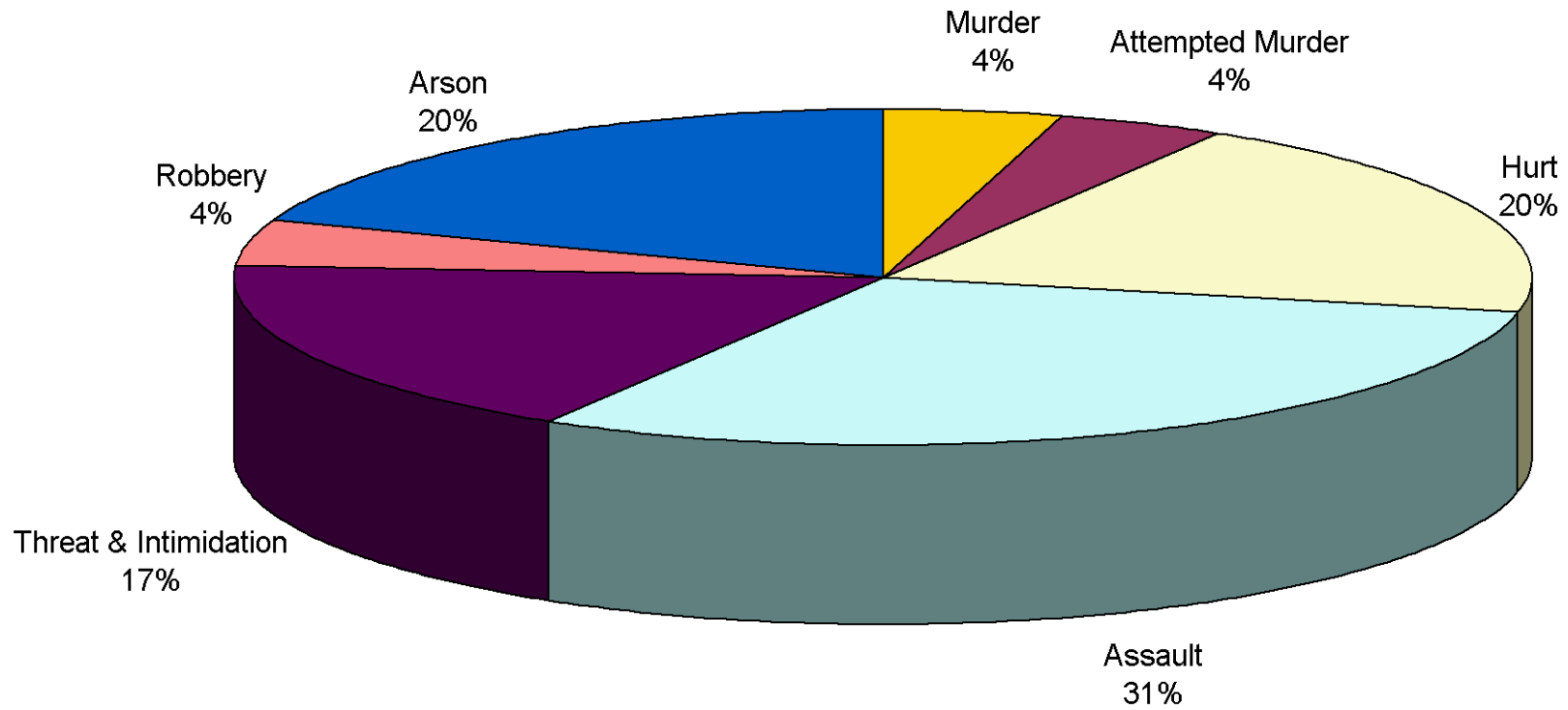
**ALL INCIDENTS BY TYPE (108)**



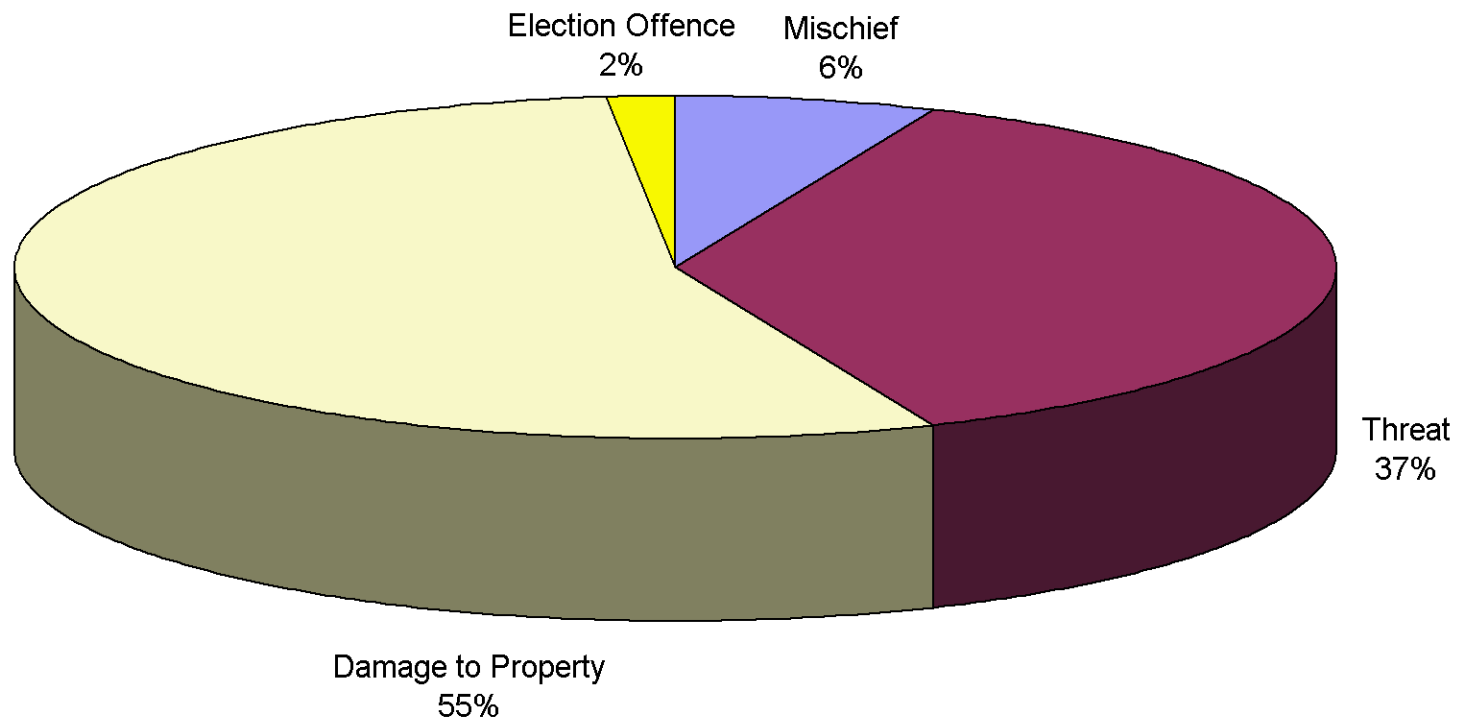
**MAJOR INCIDENTS BY PARTY OF ALLEGED PERPETRATOR (46)**



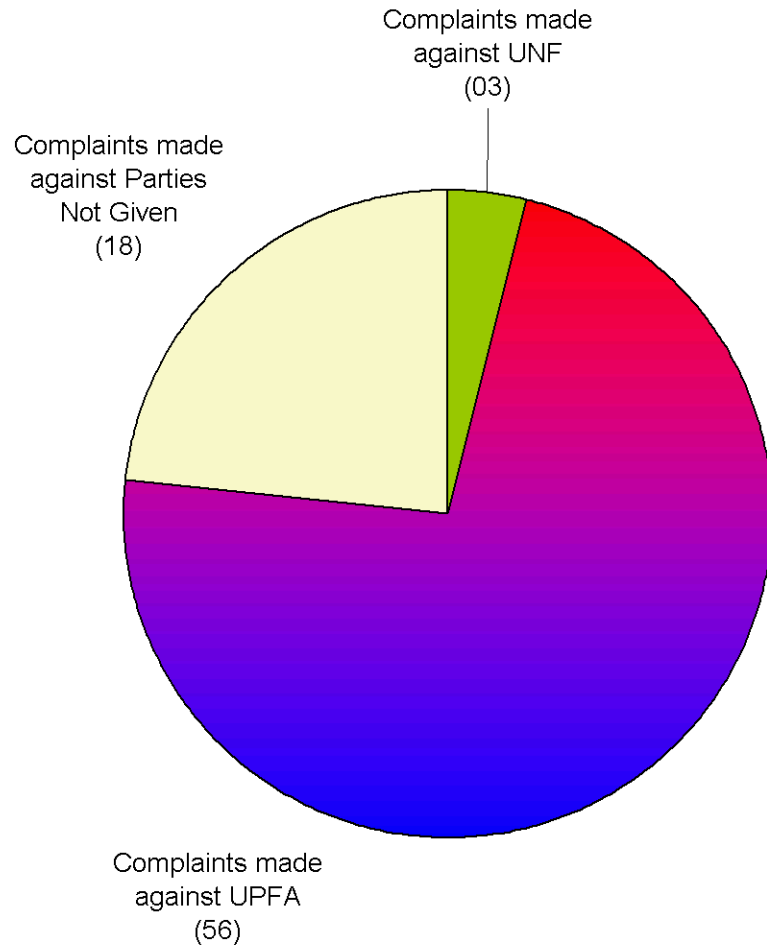
**MAJOR INCIDENTS BY TYPE (46)**



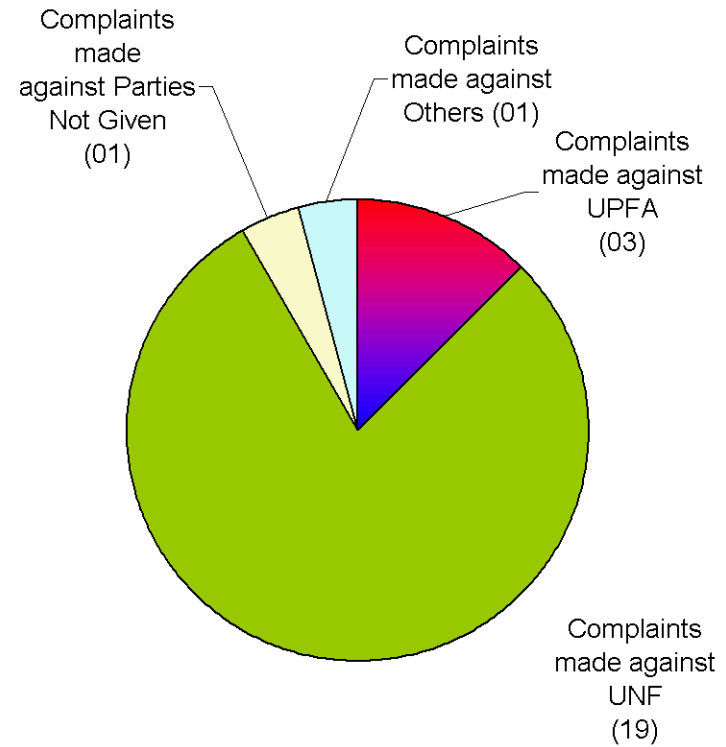
### MINOR INCIDENTS BY TYPE (62)



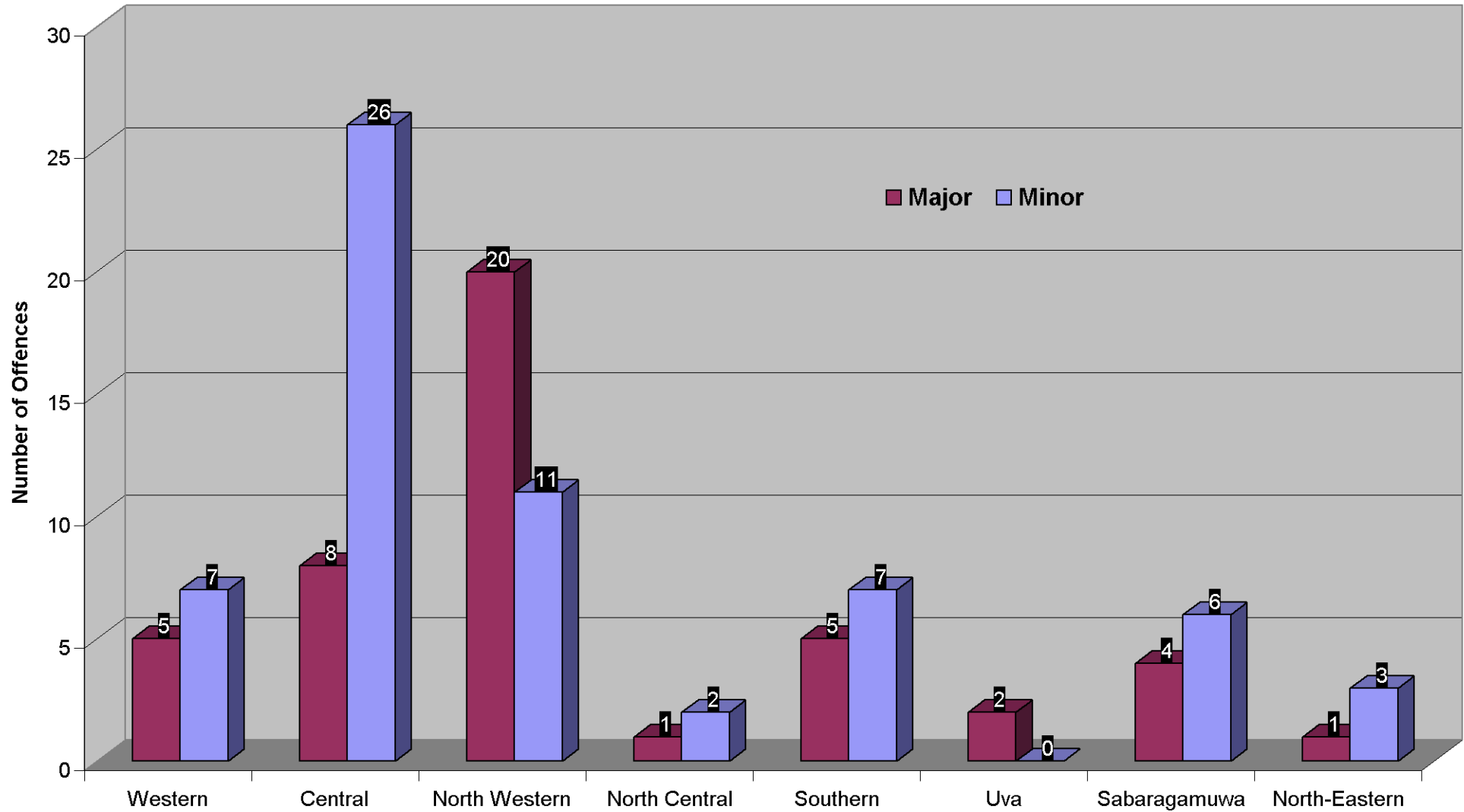
### COMPLAINTS MADE BY UNF (77)



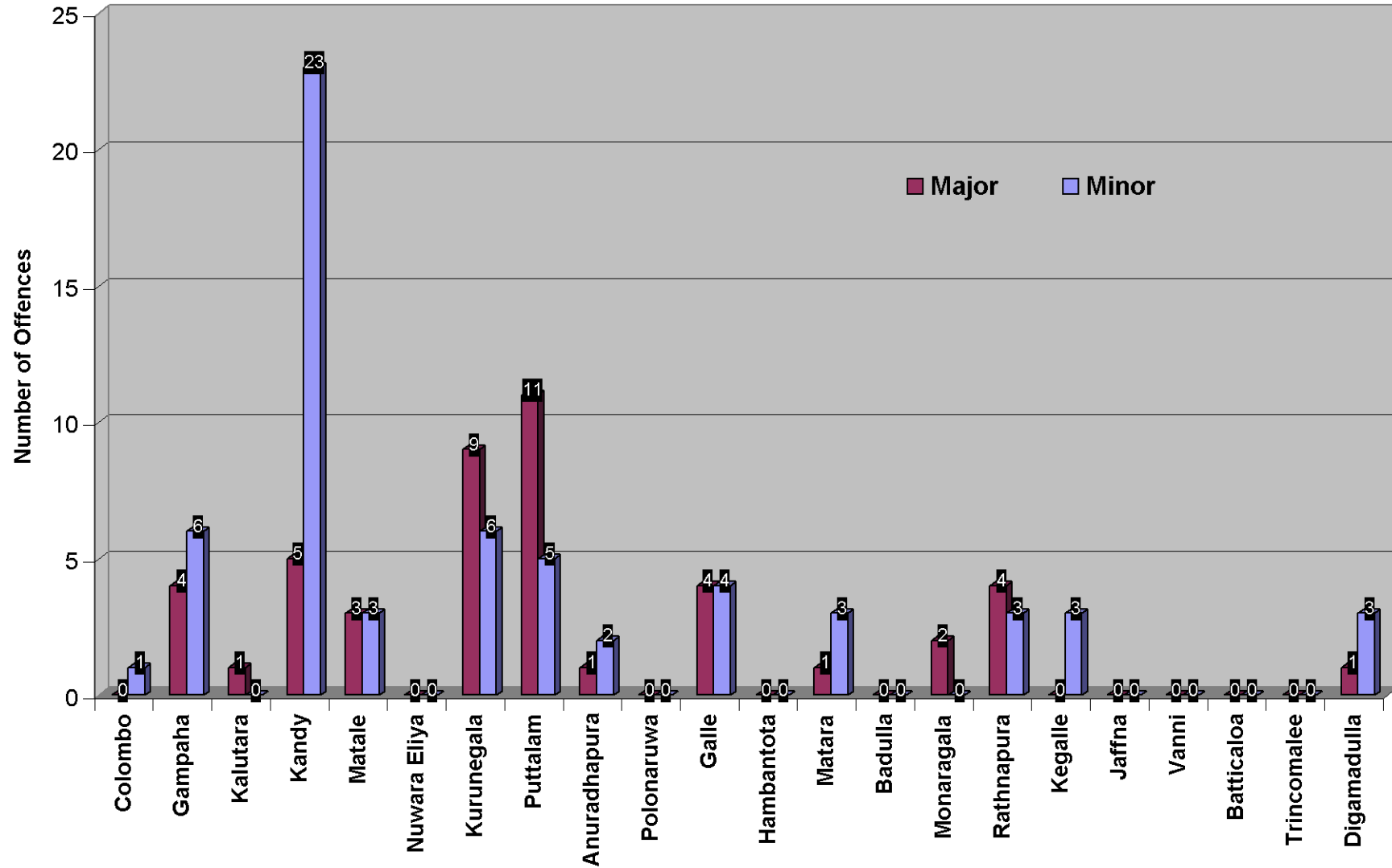
### COMPLAINTS MADE BY UPFA (24)



### OFFENCES REPORT BY PROVINCE




### OFFENCES REPORT BY DISTRICT



## ACKNOWLEDGEMENTS

CMEV wishes to thank the Election Commissioner and the Police for the support and cooperation extended, as always, to its monitoring effort. We also wish to thank the media and the political parties for their cooperation and the donor community for its assistance. CMEV monitoring will not be possible without the support and cooperation of the general public. We thank our fellow citizens and voice the hope that their support will be forthcoming in the future as well to ensure the integrity of the electoral process in Sri Lanka.

The Centre for Monitoring Election Violence (CMEV) was formed in 1997 by the Centre for Policy Alternatives (CPA), the Free Media Movement (FMM) and the Coalition Against Political Violence as an independent non-partisan organization to monitor the incidence of election – related violence. CMEV has monitored every national, provincial and local election since 1997, including the last Presidential Election (1999) and the General Elections of 2000 and 2001. The Centre for Policy Alternatives (CPA) functions as the Secretariat of CMEV.



Dr. P. Saravanamuttu  
Co- Convenor



Sunanda Deshapriya  
Co- Convenor



Sunila Abeysekera  
Co- Convenor